

Student Affairs Indicators from Institutional Research and Assessment (AY 2011-12)

Surveys Used in This Summary

The Evergreen Student Experience Survey

The Evergreen Student Experience Survey provides an opportunity to assess students' experiences at Evergreen and provides information about students' satisfaction with Evergreen's learning environment, learning growth in various skill areas, goals for their college experience, level of confidence, and use of campus resources and participation in community activities.

This survey is administered every two years in the spring by the Office of Institutional Research and Assessment. It is administered to a stratified random sample of Evergreen degree-seeking undergraduates as well as all respondents to the New Student Survey administered in the fall of the same academic year and all students in the Tacoma, Grays Harbor, and Tribal: Reservation-based/Community-determined programs. This summary uses the *Olympia campus stratified random sample only*. The number of participants and the response rates are detailed in the following table:

	2006	2008	2011
Number of Respondents	429	330	303
Response Rate	36%	28%	25%

The National Survey of Student Engagement (NSSE)

The NSSE assesses student engagement in educational practices that are associated with high levels of learning and development.

This survey is administered by the Indiana University Center for Postsecondary Research in cooperation with the Indiana University Center for Survey Research. Evergreen seniors and first-year students participated annually in this survey between 2000 and 2009. Beginning with the spring 2010 administration, NSSE is now administered every two years, alternating with the Evergreen Student Experience Survey. This summary uses both first-year and senior student data for the last four years. The number of participants and the response rates are detailed in the following table:

	2007	2008	2009	2010
First-Years				
Number of Respondents	186	239	224	206
Response Rate	31%	30%	31%	27%
Seniors				
Number of Respondents	182	203	201	291
Response Rate	30%	27%	30%	31%

The Evergreen One-Year Alumni Survey

The Evergreen One-year Alumni Survey assesses alumni perspectives of their experience at Evergreen one year after graduation. Among other things, the survey measures alumni satisfaction with their educational experiences and campus resources; measures how well they feel Evergreen contributed to their personal growth and preparation for the work force and further study; and offers the opportunity for alumni to mention aspects they would change about Evergreen.

This survey is administered by the Office of Institutional Research and Assessment every other year to all undergraduate degree recipients one year after graduation. The number of participants and the response rates are detailed in the following table:

	2006	2008	2010
Number of Respondents	360	351	336
Response Rate	31%	34%	32%

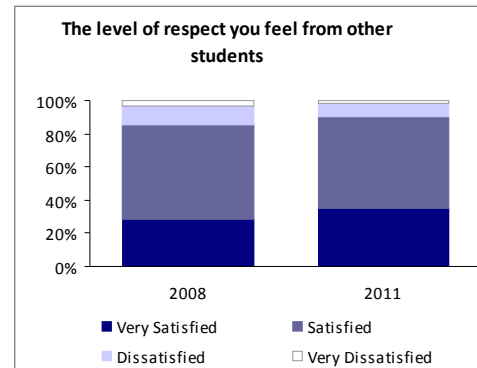
Student Experience Survey

Level of Satisfaction

In spring term, students were asked what their level of satisfaction was with various aspects of academics and college life.

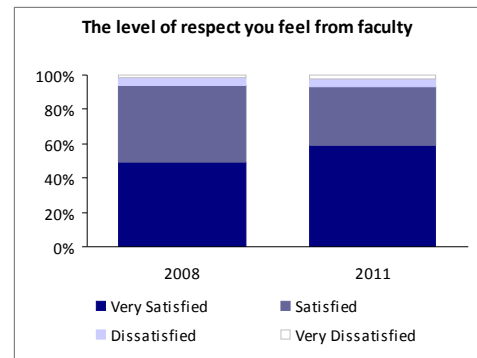
The level of respect you feel from students

	2008	2011
Very Dissatisfied	3%	2%
Dissatisfied	11%	8%
Satisfied	57%	55%
Very Satisfied	29%	35%



The level of respect you feel from faculty

	2008	2011
Very Dissatisfied	2%	2%
Dissatisfied	4%	5%
Satisfied	45%	34%
Very Satisfied	49%	59%



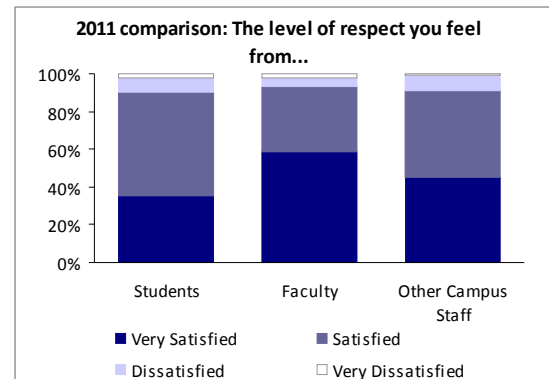
The level of respect you feel from other campus staff

	2008	2011
Very Dissatisfied	2%	1%
Dissatisfied	11%	8%
Satisfied	50%	46%
Very Satisfied	38%	45%



Most recent year: Comparison of level of respect from students, faculty, and other campus staff

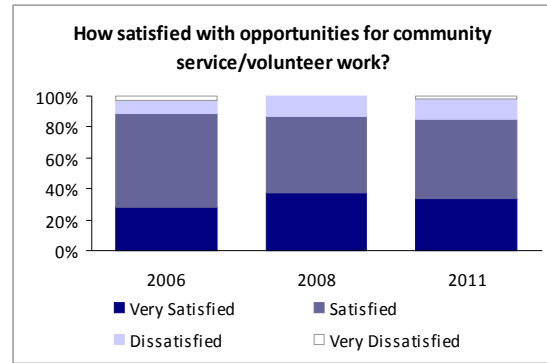
	Students	Faculty	Other Campus Staff
Very Dissatisfied	2%	2%	1%
Dissatisfied	8%	5%	8%
Satisfied	55%	34%	46%
Very Satisfied	35%	59%	45%



Student Experience Survey

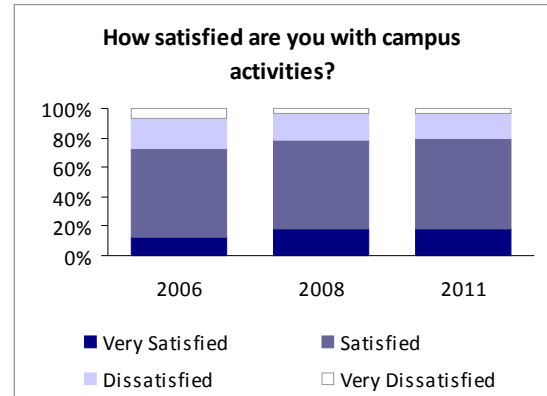
Opportunities for community service or volunteer work

	2006	2008	2011
Very Dissatisfied	3%	0%	2%
Dissatisfied	8%	13%	13%
Satisfied	61%	49%	52%
Very Satisfied	28%	37%	34%



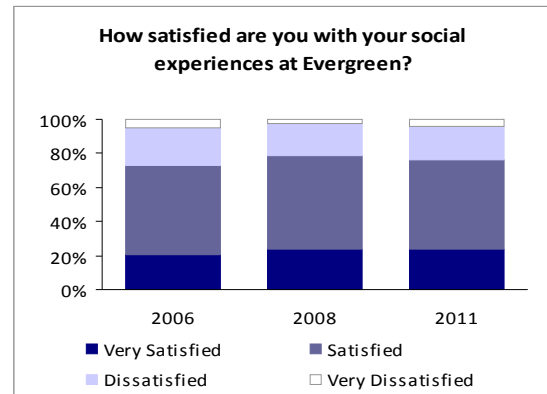
Campus Activities

	2006	2008	2011
Very Dissatisfied	6%	4%	3%
Dissatisfied	21%	18%	18%
Satisfied	61%	60%	61%
Very Satisfied	12%	18%	18%



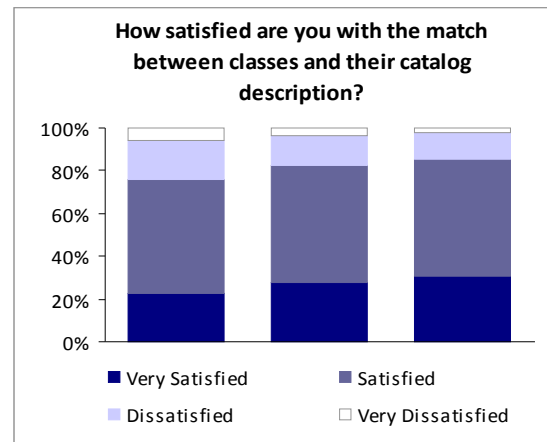
Your social experiences at Evergreen

	2006	2008	2011
Very Dissatisfied	5%	2%	4%
Dissatisfied	23%	19%	20%
Satisfied	53%	55%	53%
Very Satisfied	20%	24%	24%



The match between the classes you are taking and their description in the catalog

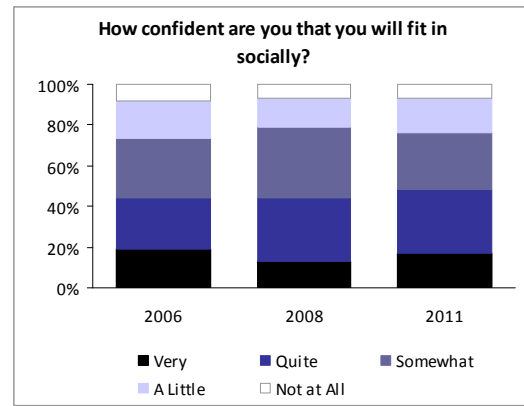
	2006	2008	2011
Very Dissatisfied	6%	4%	2%
Dissatisfied	19%	13%	13%
Satisfied	53%	55%	55%
Very Satisfied	23%	28%	31%



Student Experience Survey

How confident are you that you will fit in at Evergreen socially?

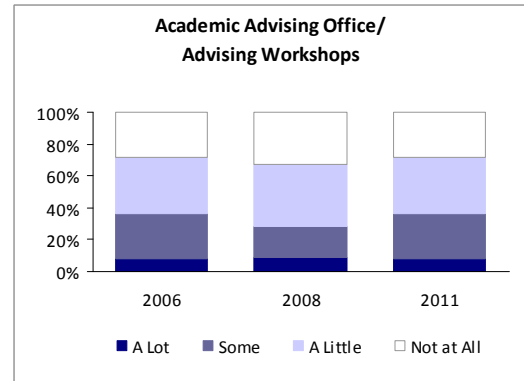
	2006	2008	2011
Not at All	8%	7%	7%
A Little	19%	15%	17%
Somewhat	29%	34%	28%
Quite	25%	31%	32%
Very	19%	13%	17%



How often have you used the following resources?

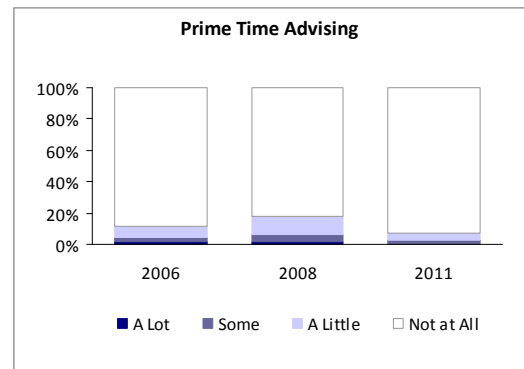
Academic Advising Office or advising workshops

	2006	2008	2011
Not at All	28%	33%	28%
A Little	36%	39%	36%
Some	28%	19%	28%
A Lot	8%	9%	8%



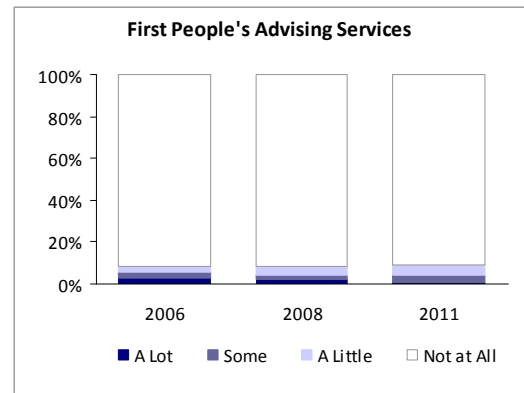
Prime Time Advising

	2006	2008	2011
Not at All	89%	82%	93%
A Little	7%	12%	4%
Some	3%	4%	3%
A Lot	1%	2%	0%



First People's Advising Services

	2006	2008	2011
Not at All	92%	92%	91%
A Little	3%	5%	5%
Some	3%	2%	3%
A Lot	3%	2%	1%

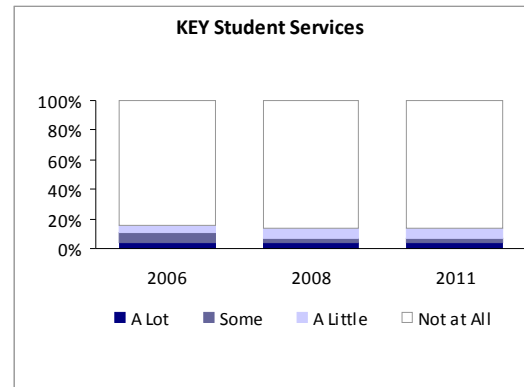


Student Experience Survey

How often have you used the following resources?

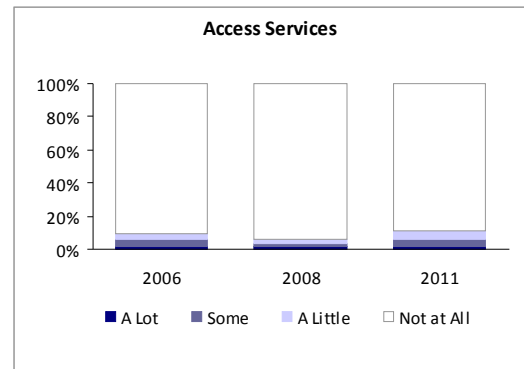
KEY Student Services

	2006	2008	2011
Not at All	84%	87%	86%
A Little	6%	6%	7%
Some	6%	3%	3%
A Lot	4%	4%	4%



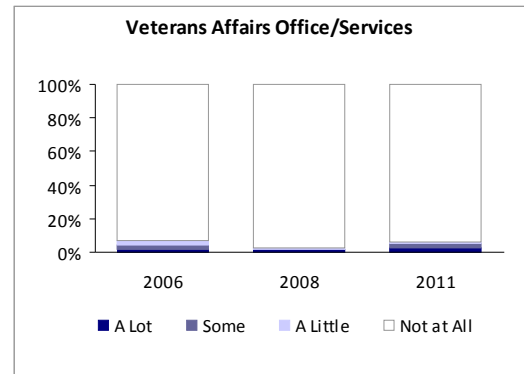
Access Services for Students with Disabilities

	2006	2008	2011
Not at All	91%	94%	89%
A Little	4%	3%	5%
Some	4%	1%	4%
A Lot	2%	2%	2%



Veterans Affairs Office/Services

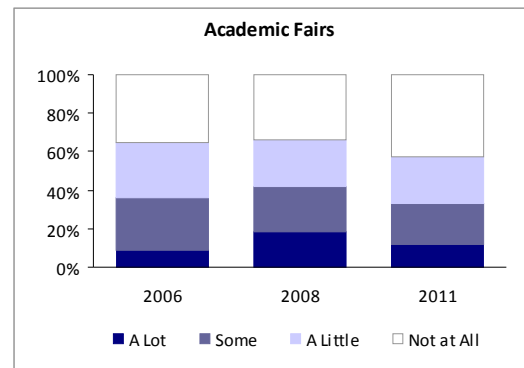
	2006	2008	2011
Not at All	93%	98%	94%
A Little	2%	1%	1%
Some	3%	0%	2%
A Lot	2%	2%	3%



Academic Fairs*

	2006	2008	2011
Not at All	36%	34%	43%
A Little	29%	24%	24%
Some	27%	23%	21%
A Lot	9%	18%	12%

*In 2006, this question was asked as "Academic Fair or Core Fair".

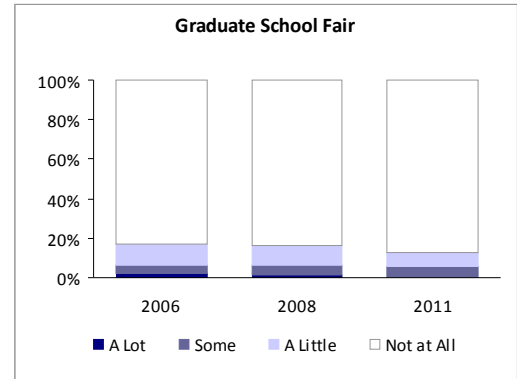


Student Experience Survey

How often have you used the following resources?

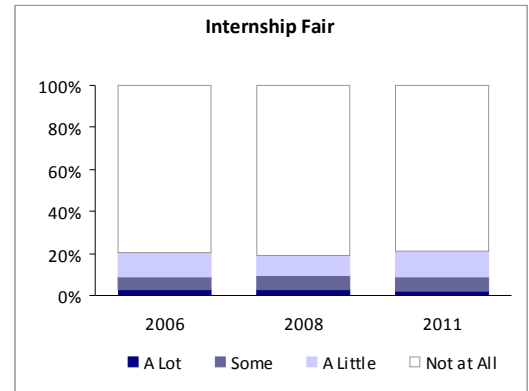
Graduate School Fair

	2006	2008	2011
Not at All	83%	84%	87%
A Little	10%	10%	7%
Some	5%	5%	6%
A Lot	2%	2%	0%



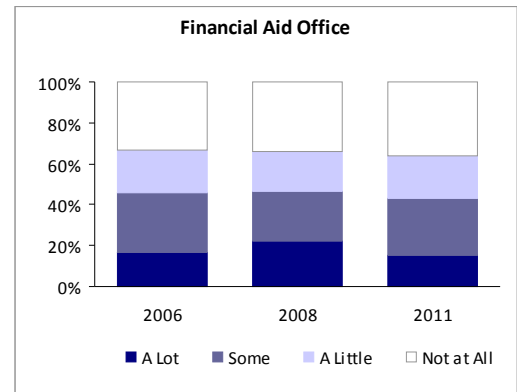
Internship Fair

	2006	2008	2011
Not at All	80%	81%	80%
A Little	12%	9%	12%
Some	6%	7%	7%
A Lot	3%	3%	2%



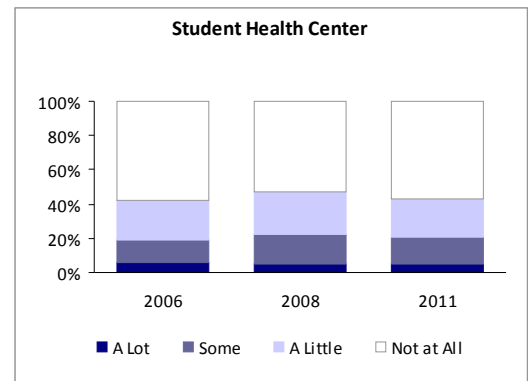
Financial Aid Office

	2006	2008	2011
Not at All	34%	34%	36%
A Little	21%	19%	21%
Some	29%	24%	28%
A Lot	17%	22%	15%



Student Health Center

	2006	2008	2011
Not at All	58%	53%	57%
A Little	23%	25%	22%
Some	13%	17%	16%
A Lot	6%	5%	5%

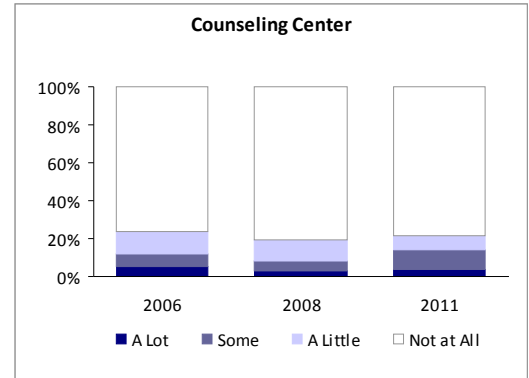


Student Experience Survey

How often have you used the following resources?

Counseling Center

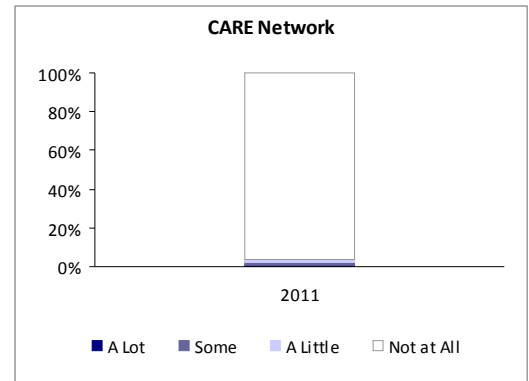
	2006	2008	2011
Not at All	76%	81%	79%
A Little	12%	11%	8%
Some	7%	5%	10%
A Lot	5%	3%	4%



CARE Network *

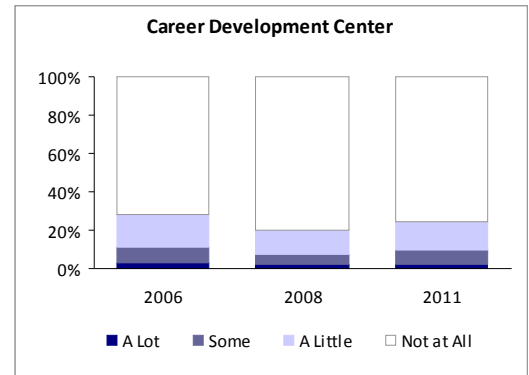
	2011
Not at All	97%
A Little	2%
Some	1%
A Lot	1%

*Replaced Mediation Center with Care Network on survey.



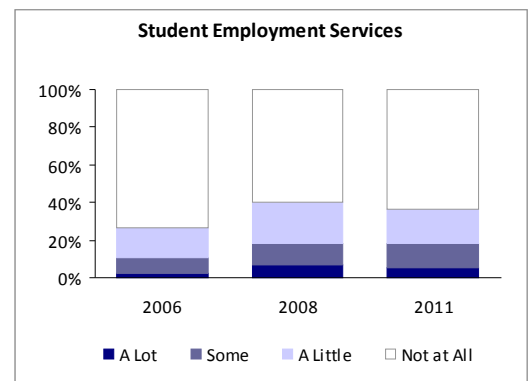
Career Development Center

	2006	2008	2011
Not at All	72%	80%	76%
A Little	17%	13%	15%
Some	8%	5%	8%
A Lot	3%	2%	2%



Student Employment Services

	2006	2008	2011
Not at All	73%	60%	64%
A Little	16%	22%	18%
Some	9%	11%	13%
A Lot	2%	7%	5%

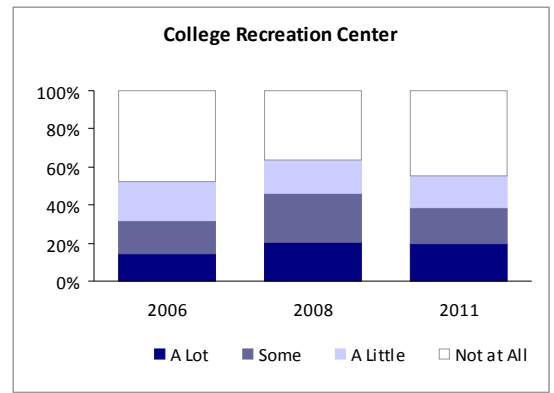


Student Experience Survey

How often have you used the following resources?

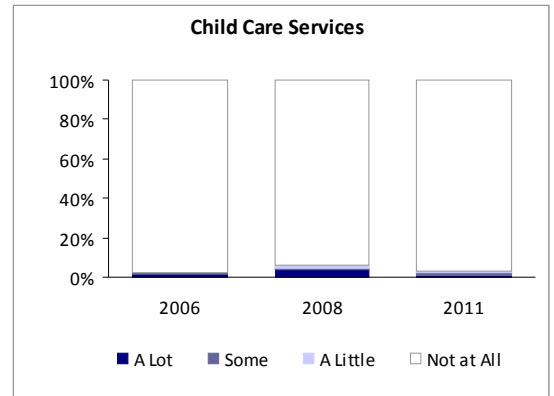
College Recreation Center

	2006	2008	2011
Not at All	48%	36%	45%
A Little	20%	18%	17%
Some	18%	26%	19%
A Lot	14%	21%	20%



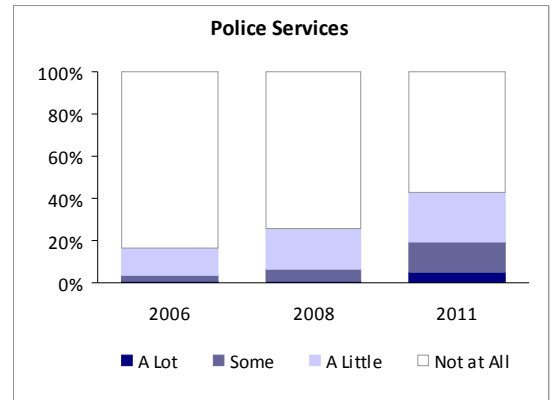
Child Care Services

	2006	2008	2011
Not at All	98%	94%	96%
A Little	0%	2%	1%
Some	1%	0%	1%
A Lot	1%	4%	1%



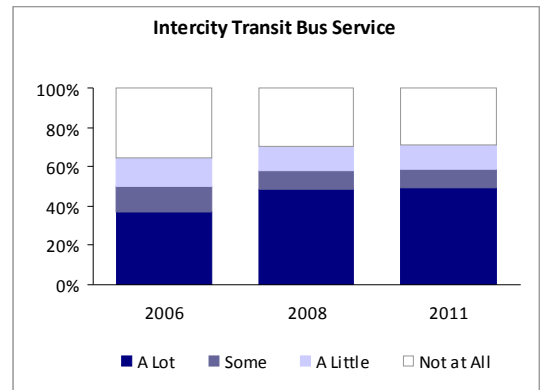
Police Services

	2006	2008	2011
Not at All	84%	75%	57%
A Little	13%	19%	24%
Some	3%	5%	14%
A Lot	1%	1%	5%



Intercity Transit bus service

	2006	2008	2011
Not at All	36%	30%	29%
A Little	15%	12%	12%
Some	13%	9%	10%
A Lot	37%	49%	49%



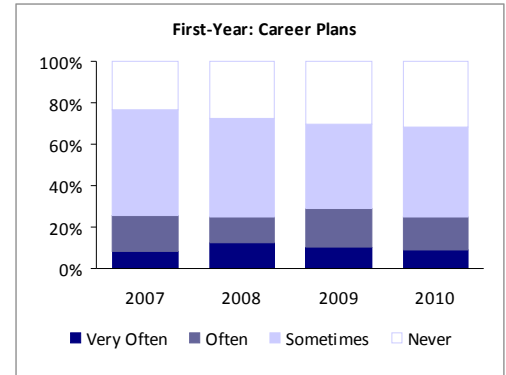
National Survey of Student Engagement (NSSE)

During the school year, about how often have you done each of the following?

Talked about career plans with a faculty member or advisor

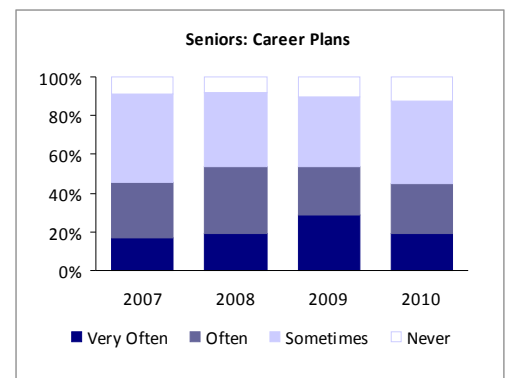
First-Years

	2007	2008	2009	2010
Never	23%	28%	31%	32%
Sometimes	51%	47%	41%	43%
Often	17%	13%	19%	16%
Very Often	9%	12%	10%	9%



Seniors

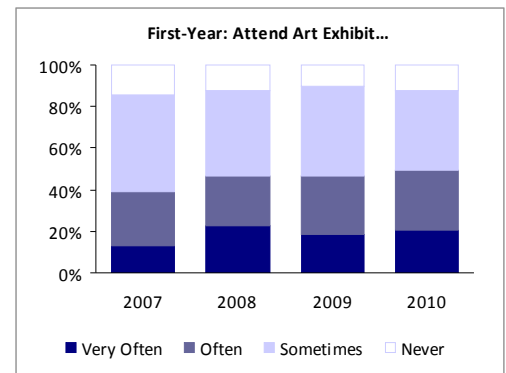
	2007	2008	2009	2010
Never	9%	8%	10%	12%
Sometimes	46%	38%	36%	43%
Often	28%	35%	25%	26%
Very Often	17%	19%	29%	19%



Attended an art exhibit, play, dance, music, theater, or other performance

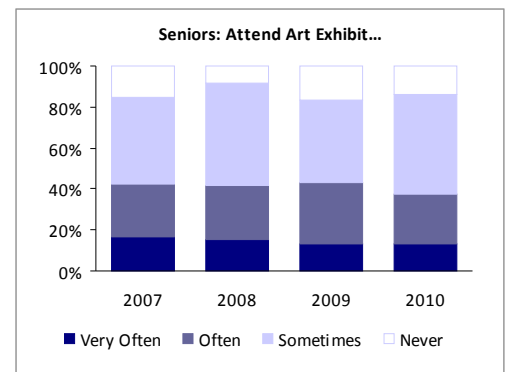
First-Years

	2007	2008	2009	2010
Never	15%	12%	10%	12%
Sometimes	47%	41%	43%	39%
Often	25%	24%	28%	29%
Very Often	13%	22%	19%	21%



Seniors

	2007	2008	2009	2010
Never	15%	9%	17%	14%
Sometimes	43%	50%	40%	48%
Often	25%	26%	30%	24%
Very Often	17%	16%	13%	13%



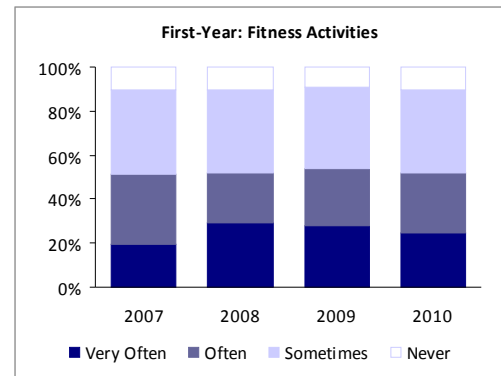
National Survey of Student Engagement (NSSE)

During the school year, about how often have you done each of the following?

Exercised or participated in physical fitness activities

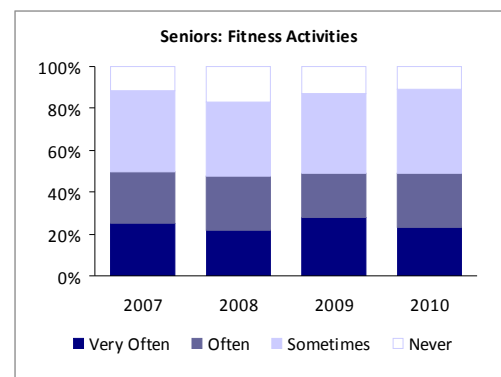
First-Years

	2007	2008	2009	2010
Never	10%	11%	9%	10%
Sometimes	38%	38%	37%	38%
Often	32%	23%	26%	27%
Very Often	19%	29%	28%	25%



Seniors

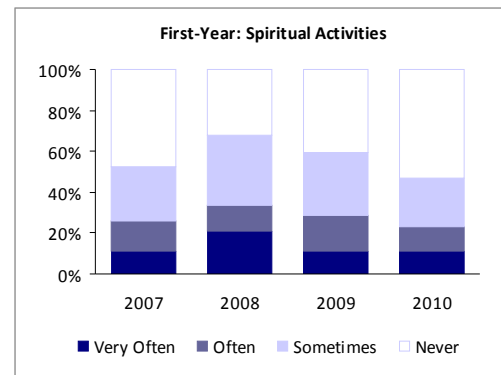
	2007	2008	2009	2010
Never	12%	17%	13%	11%
Sometimes	39%	35%	38%	40%
Often	24%	26%	21%	26%
Very Often	25%	22%	28%	23%



Participated in activities to enhance your spirituality (worship, meditation, prayer, etc.)

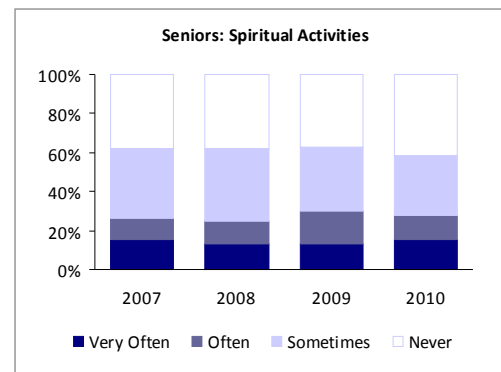
First-Years

	2007	2008	2009	2010
Never	48%	32%	41%	53%
Sometimes	26%	34%	31%	24%
Often	15%	12%	17%	11%
Very Often	11%	21%	11%	11%



Seniors

	2007	2008	2009	2010
Never	38%	38%	37%	42%
Sometimes	35%	37%	33%	31%
Often	12%	11%	17%	12%
Very Often	15%	13%	13%	15%

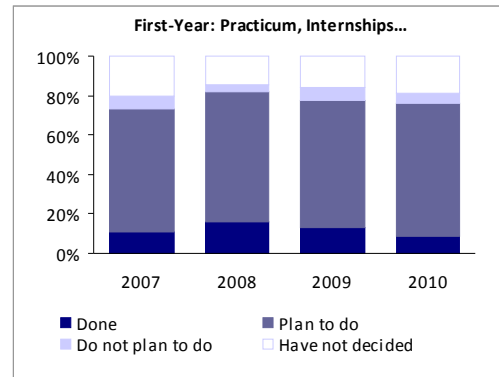


National Survey of Student Engagement (NSSE)

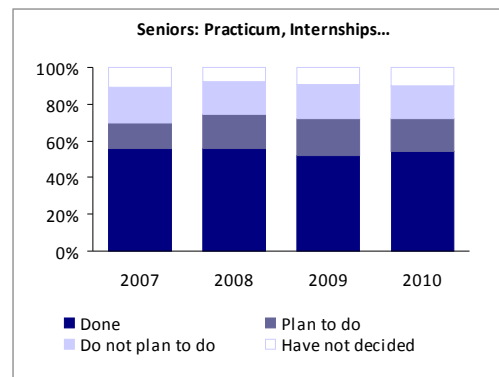
Which of the following have you done or do you plan to do before you graduate from your institution?

Practicum, internship, field experience, co-op experience, or clinical assignment

First-Years	2007	2008	2009	2010
Have not decided	21%	14%	16%	18%
Do not plan to do	6%	4%	7%	5%
Plan to do	62%	66%	64%	68%
Done	11%	16%	13%	9%

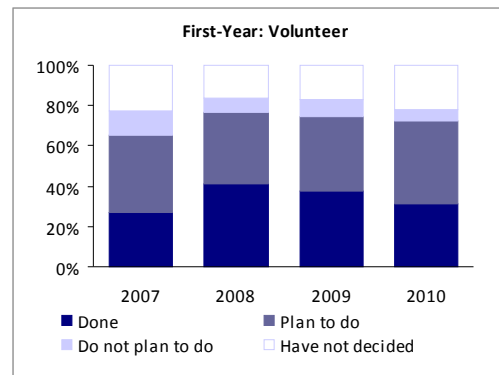


Seniors	2007	2008	2009	2010
Have not decided	11%	8%	9%	10%
Do not plan to do	19%	18%	18%	18%
Plan to do	14%	18%	21%	18%
Done	56%	56%	52%	54%

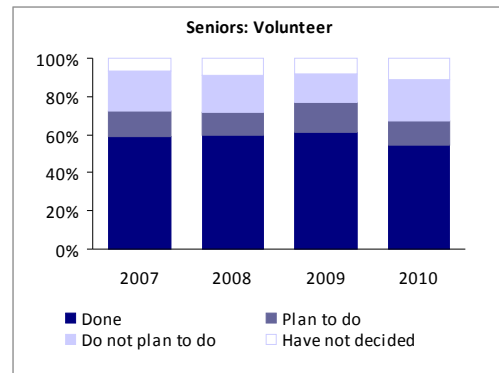


Community service or volunteer work

First-Years	2007	2008	2009	2010
Have not decided	22%	16%	17%	22%
Do not plan to do	12%	8%	9%	6%
Plan to do	39%	35%	36%	42%
Done	27%	41%	38%	31%



Seniors	2007	2008	2009	2010
Have not decided	7%	9%	8%	11%
Do not plan to do	21%	19%	15%	21%
Plan to do	13%	12%	15%	12%
Done	59%	60%	61%	55%



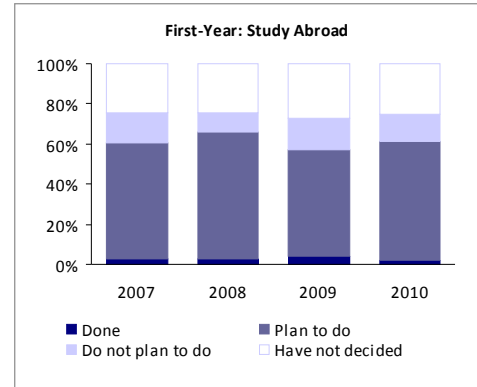
National Survey of Student Engagement (NSSE)

Which of the following have you done or do you plan to do before you graduate from your institution?

Study abroad

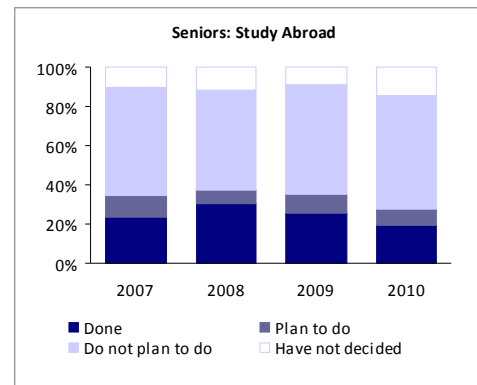
First-Years

	2007	2008	2009	2010
Have not decided	24%	24%	27%	25%
Do not plan to do	15%	10%	15%	14%
Plan to do	58%	63%	53%	59%
Done	2%	3%	4%	2%



Seniors

	2007	2008	2009	2010
Have not decided	10%	12%	9%	15%
Do not plan to do	55%	51%	56%	58%
Plan to do	11%	7%	10%	8%
Done	24%	30%	25%	19%



National Survey of Student Engagement (NSSE)

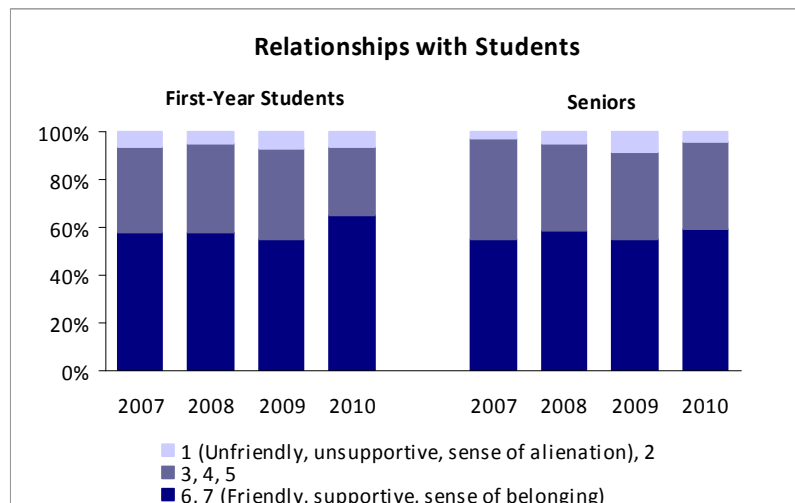
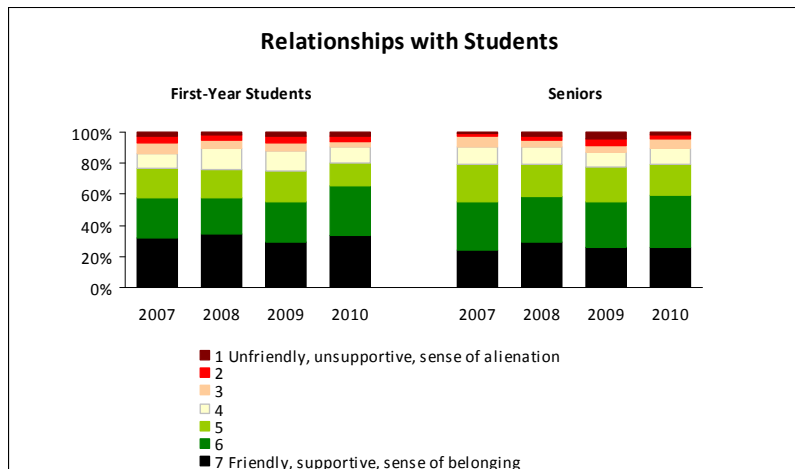
Quality of relationships with other students

First-Year Students

	2007	2008	2009	2010
1 Unfriendly, unsupportive, sense of alienation	2%	2%	2%	2%
2	4%	4%	5%	4%
3	7%	6%	5%	3%
4	10%	14%	13%	10%
5	18%	18%	20%	15%
6	26%	23%	26%	31%
7 Friendly, supportive, sense of belonging	32%	35%	29%	34%

Seniors

	2007	2008	2009	2010
1 Unfriendly, unsupportive, sense of alienation	1%	2%	4%	1%
2	2%	3%	4%	3%
3	6%	4%	5%	6%
4	11%	11%	10%	10%
5	24%	21%	22%	20%
6	31%	29%	29%	34%
7 Friendly, supportive, sense of belonging	24%	30%	26%	25%



National Survey of Student Engagement (NSSE)

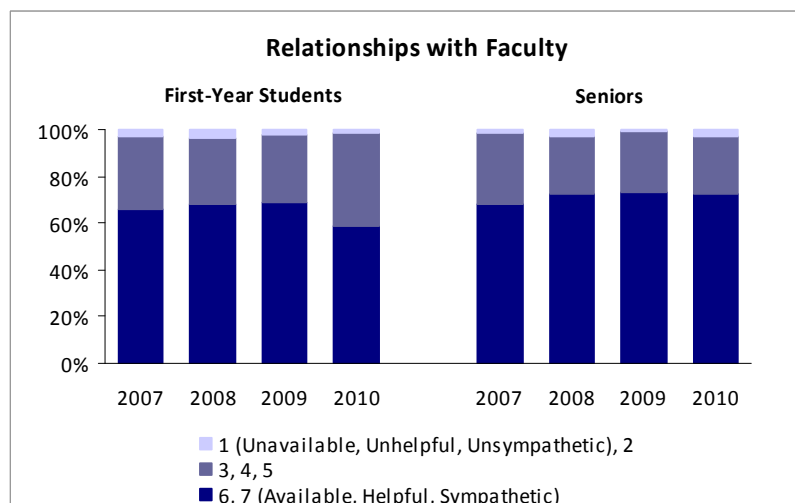
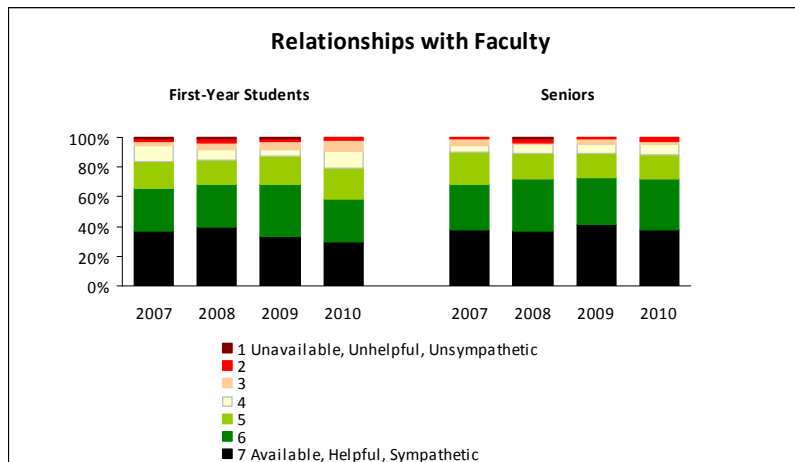
Quality of relationships with faculty members

First-Year Students

	2007	2008	2009	2010
1 Unavailable, Unhelpful, Unsympathetic	1%	1%	1%	0%
2	2%	3%	1%	2%
3	2%	5%	6%	7%
4	11%	7%	4%	12%
5	18%	17%	19%	20%
6	29%	29%	35%	29%
7 Available, Helpful, Sympathetic	37%	40%	33%	30%

Seniors

	2007	2008	2009	2010
1 Unavailable, Unhelpful, Unsympathetic	0%	1%	0%	0%
2	1%	2%	1%	3%
3	4%	1%	4%	1%
4	5%	6%	7%	7%
5	22%	17%	16%	16%
6	30%	35%	32%	35%
7 Available, Helpful, Sympathetic	38%	37%	42%	38%



National Survey of Student Engagement (NSSE)

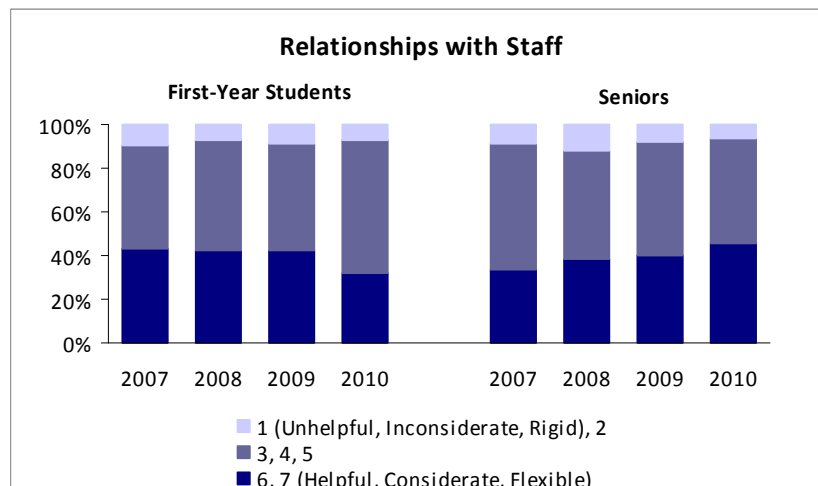
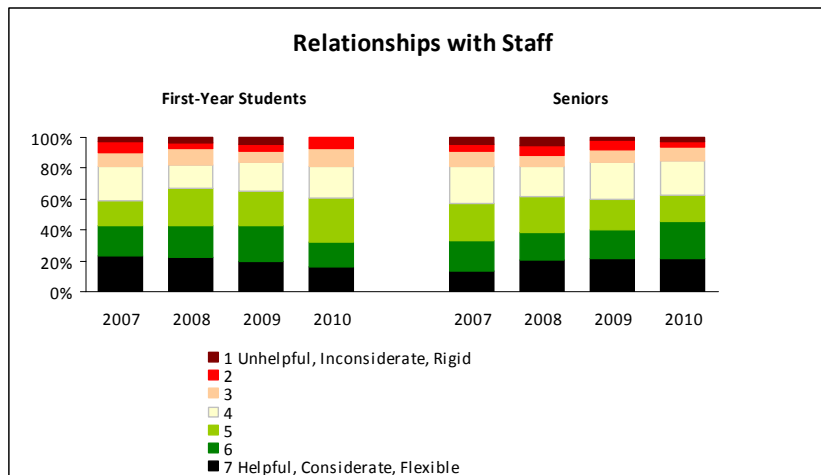
Quality of relationships with administrative personnel and offices

First-Year Students

	2007	2008	2009	2010
1 Unhelpful, Inconsiderate, Rigid	3%	4%	4%	0%
2	7%	4%	4%	7%
3	9%	11%	7%	12%
4	22%	16%	19%	20%
5	16%	24%	23%	29%
6	20%	20%	23%	16%
7 Helpful, Considerate, Flexible	23%	22%	20%	16%

Seniors

	2007	2008	2009	2010
1 Unhelpful, Inconsiderate, Rigid	5%	5%	2%	3%
2	5%	7%	6%	3%
3	10%	7%	8%	8%
4	24%	20%	24%	23%
5	24%	23%	20%	17%
6	20%	18%	19%	24%
7 Helpful, Considerate, Flexible	13%	21%	22%	22%



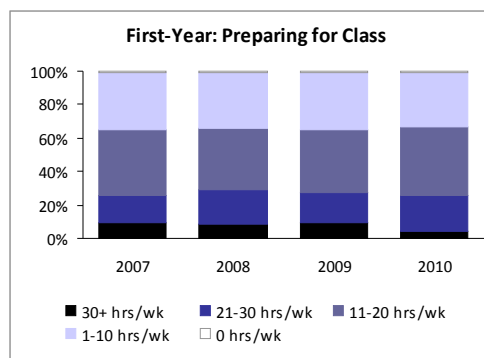
National Survey of Student Engagement (NSSE)

How many hours do you spend per week?

Preparing for class (studying, reading, writing, doing homework or lab work, analyzing data, rehearsing, and other academic activities)

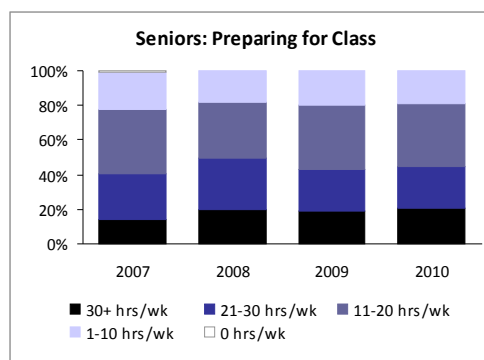
First-Years

	2007	2008	2009	2010
0 hrs/wk	1%	1%	0%	1%
1-10 hrs/wk	35%	34%	35%	33%
11-20 hrs/wk	39%	36%	38%	41%
21-30 hrs/wk	16%	21%	18%	21%
30+ hrs/wk	10%	8%	10%	4%



Seniors

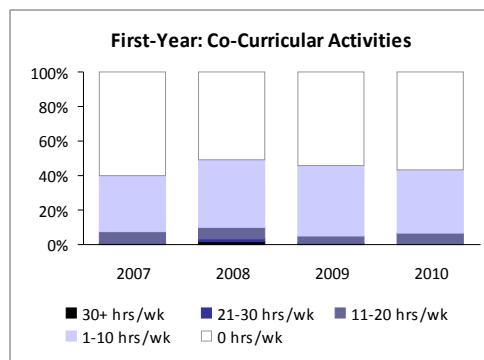
	2007	2008	2009	2010
0 hrs/wk	1%	0%	0%	0%
1-10 hrs/wk	21%	19%	20%	19%
11-20 hrs/wk	38%	32%	38%	36%
21-30 hrs/wk	26%	30%	24%	24%
30+ hrs/wk	14%	20%	19%	21%



Participating in co-curricular activities

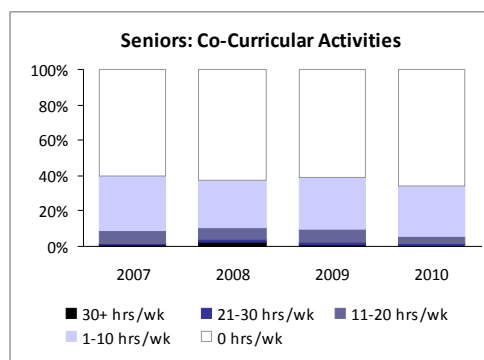
First-Years

	2007	2008	2009	2010
0 hrs/wk	60%	51%	54%	57%
1-10 hrs/wk	32%	40%	41%	36%
11-20 hrs/wk	6%	7%	5%	7%
21-30 hrs/wk	1%	2%	0%	0%
30+ hrs/wk	0%	2%	0%	0%



Seniors

	2007	2008	2009	2010
0 hrs/wk	60%	63%	61%	66%
1-10 hrs/wk	31%	27%	29%	28%
11-20 hrs/wk	7%	7%	8%	4%
21-30 hrs/wk	1%	2%	2%	1%
30+ hrs/wk	1%	2%	1%	0%

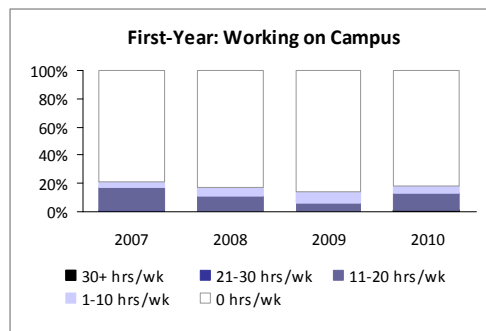


National Survey of Student Engagement (NSSE)

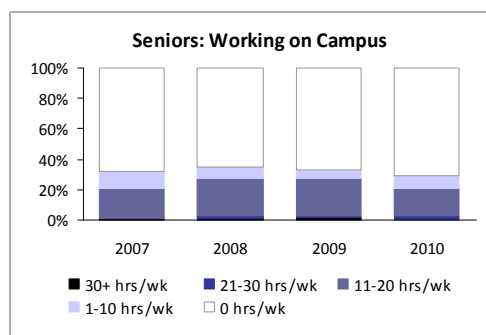
How many hours do you spend per week?

Working for pay on campus

First-Years	2007	2008	2009	2010
0 hrs/wk	79%	83%	86%	82%
1-10 hrs/wk	4%	6%	7%	5%
11-20 hrs/wk	16%	11%	6%	12%
21-30 hrs/wk	1%	0%	0%	0%
30+ hrs/wk	0%	0%	0%	1%

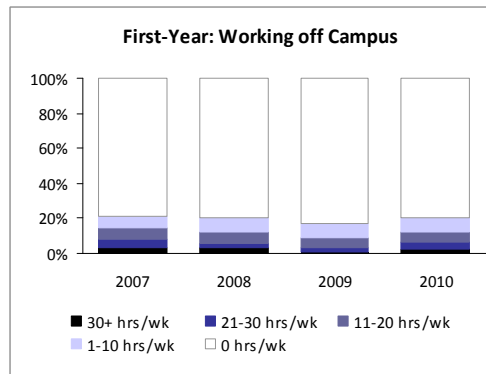


Seniors	2007	2008	2009	2010
0 hrs/wk	68%	65%	67%	71%
1-10 hrs/wk	11%	8%	6%	8%
11-20 hrs/wk	20%	24%	25%	18%
21-30 hrs/wk	0%	3%	1%	2%
30+ hrs/wk	1%	1%	2%	0%

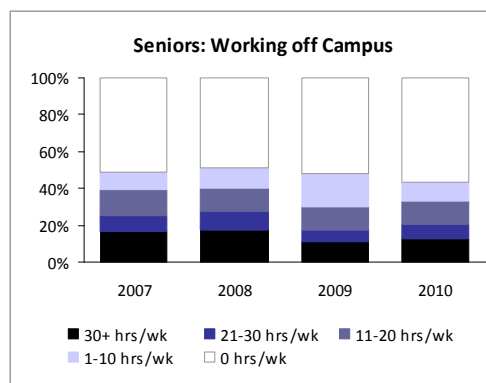


Working for pay off campus

First-Years	2007	2008	2009	2010
0 hrs/wk	79%	80%	83%	80%
1-10 hrs/wk	7%	8%	8%	8%
11-20 hrs/wk	7%	7%	6%	6%
21-30 hrs/wk	4%	3%	2%	4%
30+ hrs/wk	4%	3%	0%	2%



Seniors	2007	2008	2009	2010
0 hrs/wk	51%	49%	52%	57%
1-10 hrs/wk	9%	10%	18%	10%
11-20 hrs/wk	14%	13%	13%	13%
21-30 hrs/wk	9%	11%	7%	9%
30+ hrs/wk	17%	17%	11%	12%

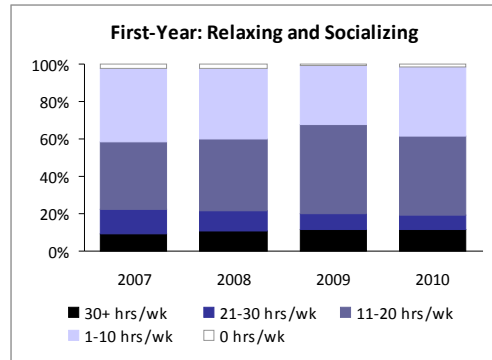


National Survey of Student Engagement (NSSE)

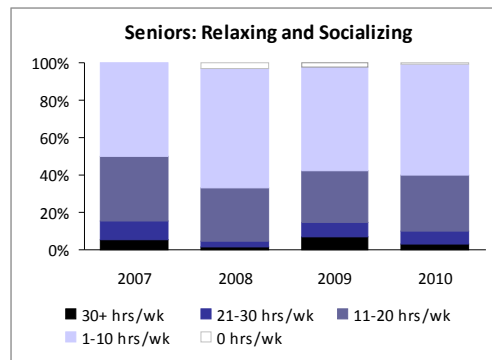
How many hours do you spend per week?

Relaxing and socializing

First-Years	2007	2008	2009	2010
0 hrs/wk	2%	3%	1%	1%
1-10 hrs/wk	39%	37%	32%	38%
11-20 hrs/wk	36%	39%	48%	42%
21-30 hrs/wk	13%	11%	8%	8%
30+ hrs/wk	9%	11%	11%	11%

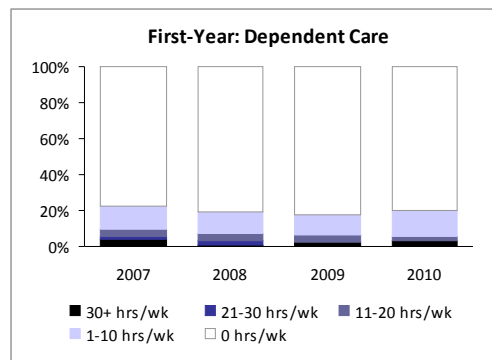


Seniors	2007	2008	2009	2010
0 hrs/wk	0%	3%	2%	1%
1-10 hrs/wk	50%	64%	56%	59%
11-20 hrs/wk	35%	28%	27%	30%
21-30 hrs/wk	10%	3%	7%	7%
30+ hrs/wk	5%	2%	7%	3%

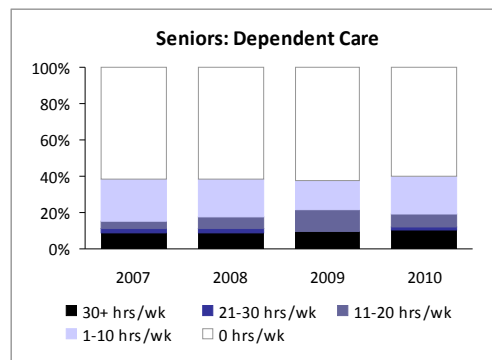


Providing care for dependents living with you

First-Years	2007	2008	2009	2010
0 hrs/wk	77%	81%	82%	80%
1-10 hrs/wk	13%	12%	11%	15%
11-20 hrs/wk	4%	4%	4%	2%
21-30 hrs/wk	1%	2%	0%	0%
30+ hrs/wk	4%	1%	3%	3%



Seniors	2007	2008	2009	2010
0 hrs/wk	61%	62%	62%	60%
1-10 hrs/wk	24%	20%	16%	21%
11-20 hrs/wk	4%	7%	12%	7%
21-30 hrs/wk	2%	2%	1%	1%
30+ hrs/wk	9%	9%	9%	11%



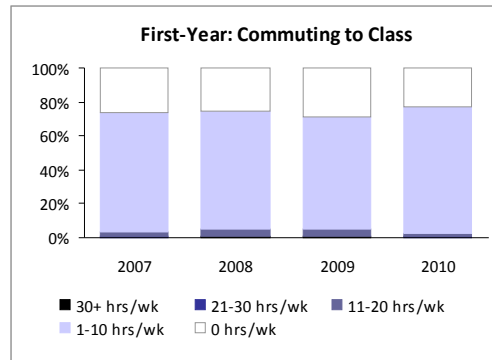
National Survey of Student Engagement (NSSE)

How many hours do you spend per week?

Commuting to class

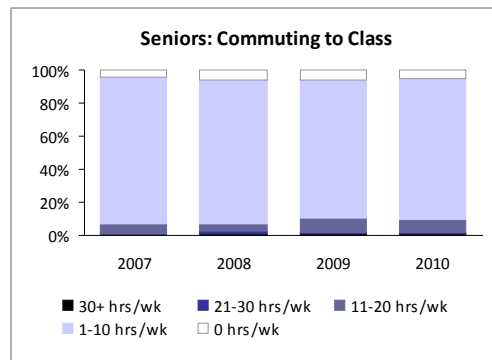
First-Years

	2007	2008	2009	2010
0 hrs/wk	26%	25%	29%	23%
1-10 hrs/wk	71%	70%	66%	75%
11-20 hrs/wk	2%	4%	4%	2%
21-30 hrs/wk	1%	0%	0%	1%
30+ hrs/wk	0%	1%	0%	0%



Seniors

	2007	2008	2009	2010
0 hrs/wk	5%	6%	6%	5%
1-10 hrs/wk	88%	87%	84%	86%
11-20 hrs/wk	6%	4%	9%	8%
21-30 hrs/wk	1%	1%	1%	1%
30+ hrs/wk	0%	1%	1%	1%

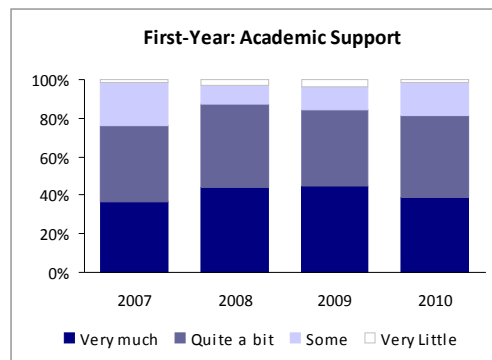


Does your institution emphasize...?

Providing support you need academically

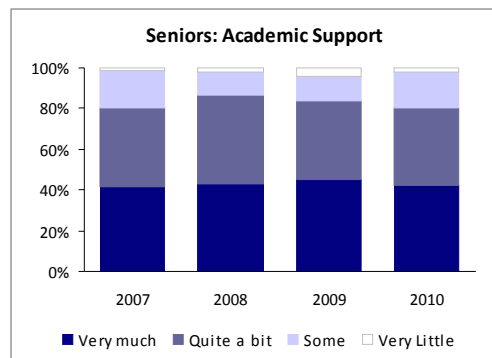
First-Years

	2007	2008	2009	2010
Very Little	2%	3%	3%	2%
Some	22%	10%	12%	17%
Quite a bit	40%	43%	39%	43%
Very much	37%	44%	45%	39%



Seniors

	2007	2008	2009	2010
Very Little	2%	2%	4%	2%
Some	18%	11%	12%	18%
Quite a bit	39%	44%	38%	38%
Very much	42%	43%	45%	42%

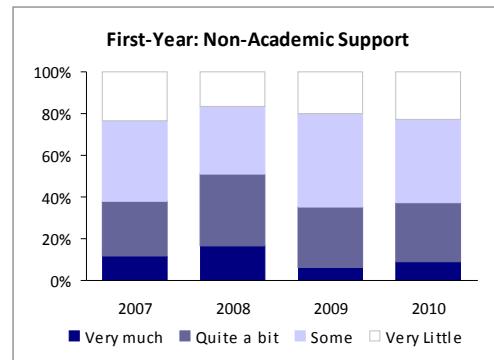


National Survey of Student Engagement (NSSE)

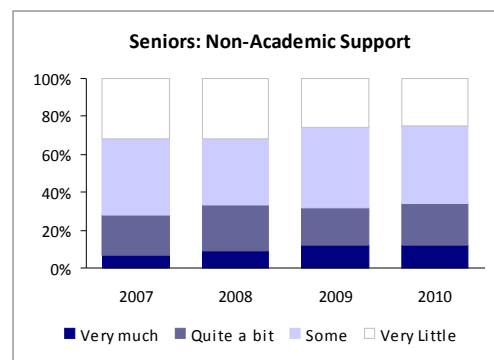
Does your institution emphasize...?

Helping you cope with nonacademic responsibilities

First-Years	2007	2008	2009	2010
Very Little	23%	16%	20%	23%
Some	39%	32%	45%	40%
Quite a bit	26%	35%	29%	29%
Very much	12%	16%	6%	9%



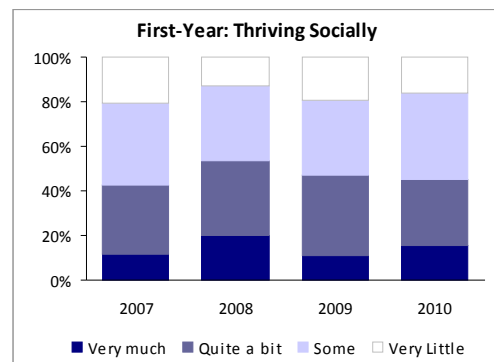
Seniors	2007	2008	2009	2010
Very Little	32%	32%	26%	25%
Some	40%	35%	43%	41%
Quite a bit	21%	24%	19%	22%
Very much	7%	9%	12%	12%



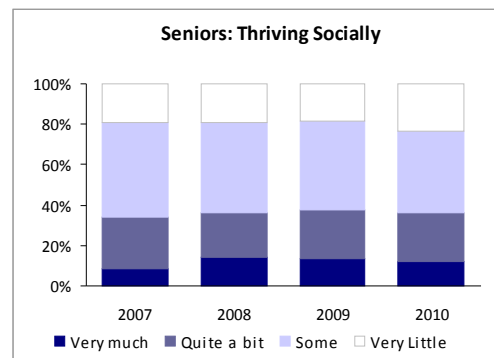
Does your institution emphasize...?

Providing the support you need to thrive socially

First-Years	2007	2008	2009	2010
Very Little	21%	13%	19%	16%
Some	37%	34%	34%	39%
Quite a bit	31%	34%	36%	30%
Very much	12%	20%	11%	15%



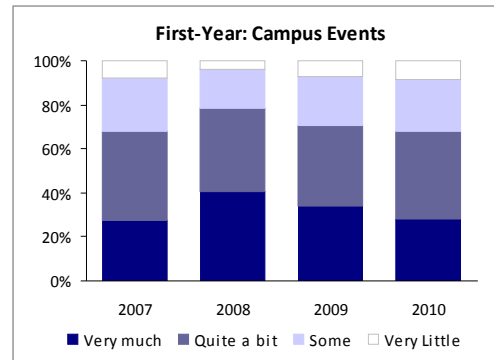
Seniors	2007	2008	2009	2010
Very Little	19%	19%	18%	24%
Some	47%	45%	44%	40%
Quite a bit	26%	22%	24%	24%
Very much	9%	14%	14%	12%



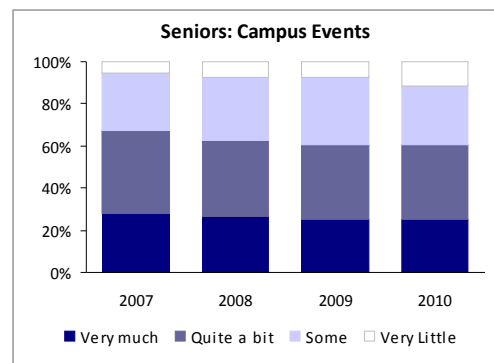
National Survey of Student Engagement (NSSE)

Does your institution emphasize...? Attending campus events and activities

First-Years	2007	2008	2009	2010
Very Little	8%	4%	7%	8%
Some	24%	17%	23%	23%
Quite a bit	40%	38%	37%	40%
Very much	27%	41%	34%	28%

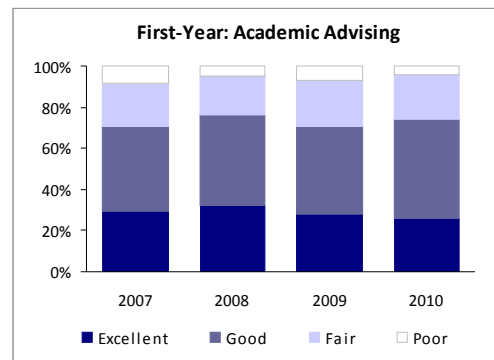


Seniors	2007	2008	2009	2010
Very Little	6%	7%	7%	12%
Some	27%	30%	32%	28%
Quite a bit	40%	36%	36%	35%
Very much	28%	26%	25%	25%

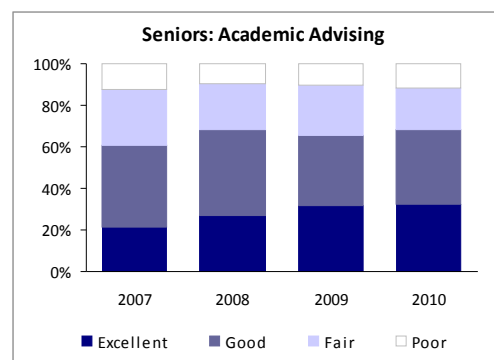


Overall, how would you evaluate the quality of academic advising you have received at your institution?

First-Years	2007	2008	2009	2010
Poor	8%	5%	7%	4%
Fair	21%	19%	22%	22%
Good	41%	44%	43%	48%
Excellent	29%	32%	28%	26%



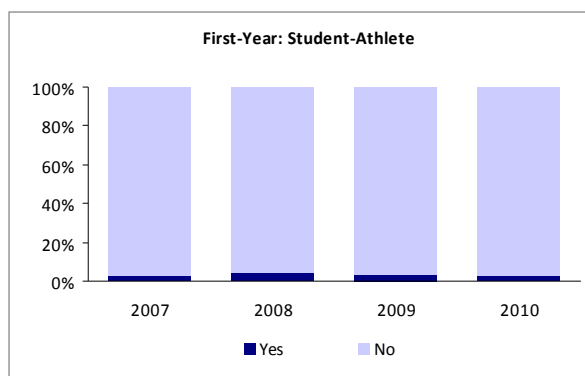
Seniors	2007	2008	2009	2010
Poor	12%	10%	10%	11%
Fair	27%	22%	24%	21%
Good	40%	41%	34%	36%
Excellent	21%	27%	32%	32%



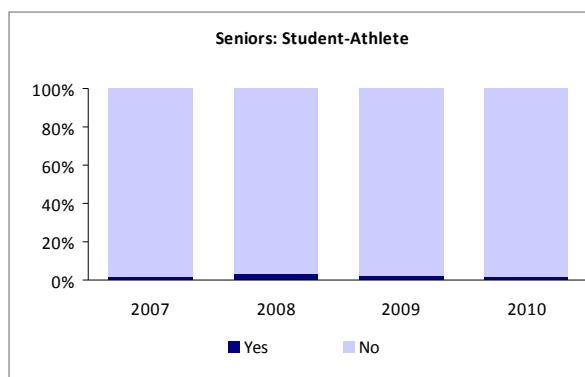
National Survey of Student Engagement (NSSE)

Are you a student-athlete on a team sponsored by your institution's athletics department?

First-Years				
	2007	2008	2009	2010
No	97%	96%	96%	97%
Yes	3%	4%	4%	3%

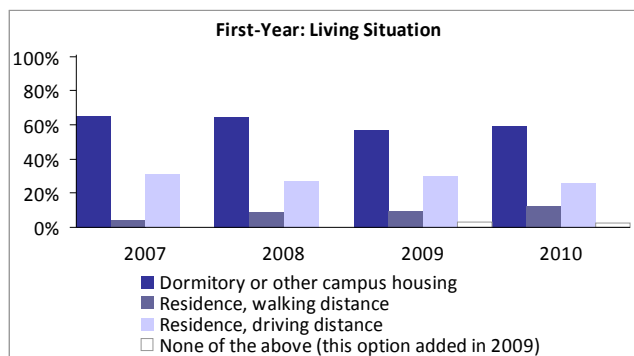


Seniors				
	2007	2008	2009	2010
No	99%	97%	98%	99%
Yes	1%	3%	2%	1%

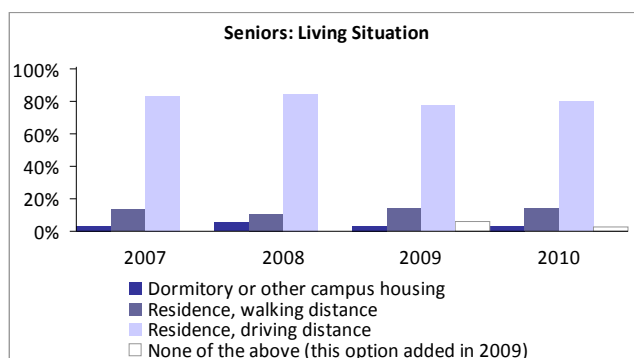


Which of the following best describes where you are living?

First-Years				
	2007	2008	2009	2010
Dormitory or other campus housing	65%	64%	57%	59%
Residence, walking distance	4%	9%	10%	13%
Residence, driving distance	31%	27%	31%	26%
None of the above*			3%	3%



Seniors				
	2007	2008	2009	2010
Dormitory or other campus housing	4%	5%	3%	3%
Residence, walking distance	13%	11%	14%	14%
Residence, driving distance	83%	84%	77%	80%
None of the above*			6%	3%



*None of the above added as an option in 2009

Alumni Survey

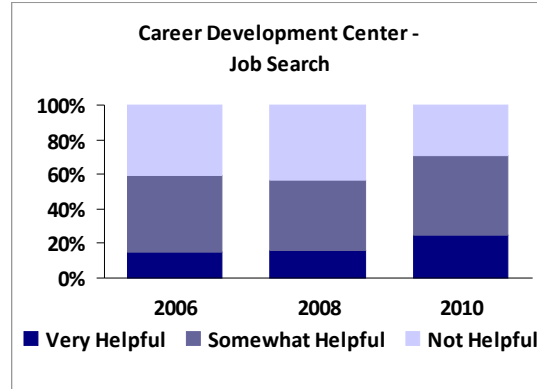
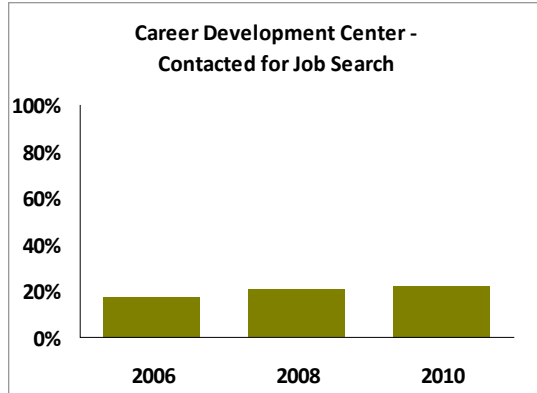
Career Development Office

Did you contact the Evergreen Career Development Office for help in finding a job after graduation?

	2006	2008	2010
Contacted	17%	21%	22%

If yes, how helpful was the Career Development Office in your job search?

	2006	2008	2010
Not Helpful	41%	44%	29%
Somewhat Helpful	44%	41%	46%
Very Helpful	15%	16%	25%

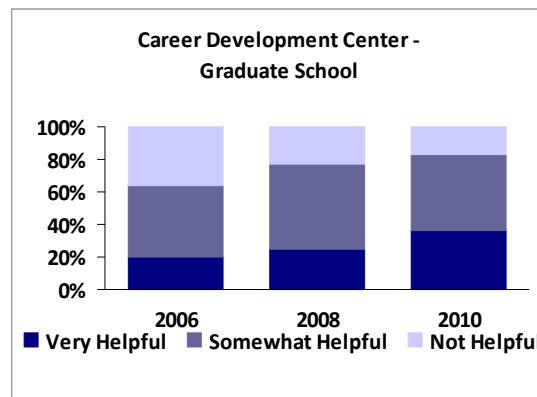
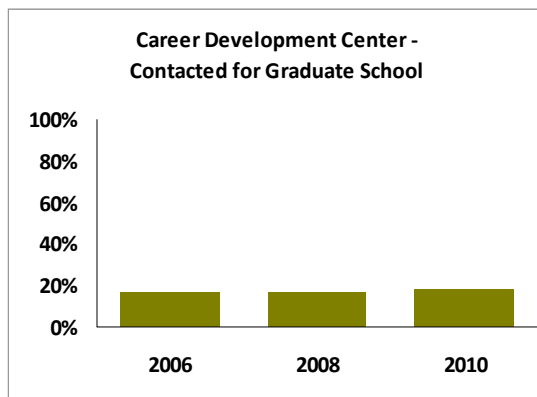


Did you contact the Evergreen Career Development Office for help in learning about and/or applying for graduate or professional school?

	2006	2008	2010
Contacted	17%	16%	18%

If yes, how helpful was the Career Development Office for learning about and applying to graduate or professional school?

	2006	2008	2010
Not Helpful	36%	22%	17%
Somewhat Helpful	44%	53%	47%
Very Helpful	20%	24%	36%

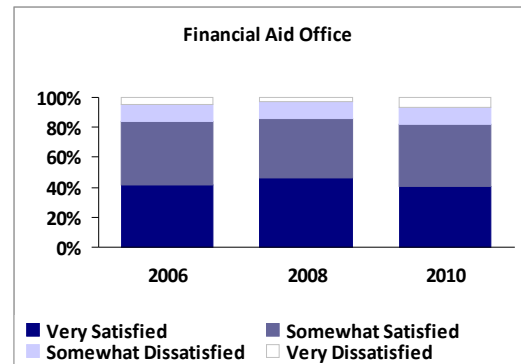
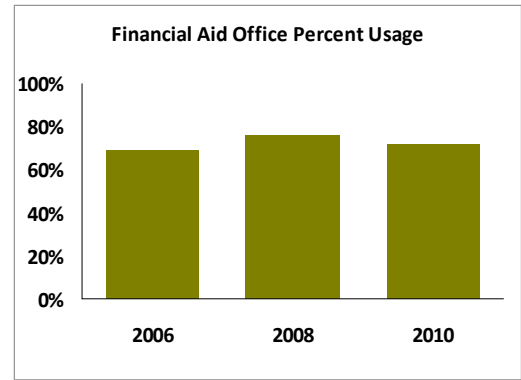


Alumni Survey

Use and Satisfaction with Campus Resources

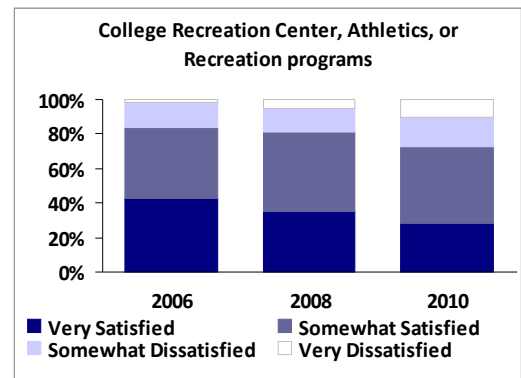
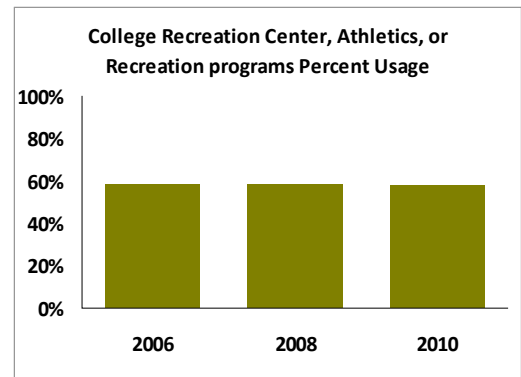
Financial Aid

	2006	2008	2010
Used Resource	69%	76%	72%
<i>Of those who used this resource:</i>			
Very Dissatisfied	4%	3%	6%
Somewhat Dissatisfied	12%	12%	12%
Somewhat Satisfied	42%	40%	42%
Very Satisfied	42%	46%	40%



College Recreation Center, Athletics, or Recreation programs

	2006	2008	2010
Used Resource	59%	58%	58%
<i>Of those who used this resource:</i>			
Very Dissatisfied	2%	6%	10%
Somewhat Dissatisfied	14%	14%	17%
Somewhat Satisfied	41%	45%	44%
Very Satisfied	43%	36%	29%

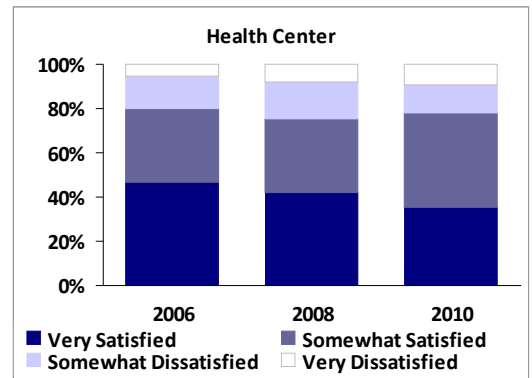
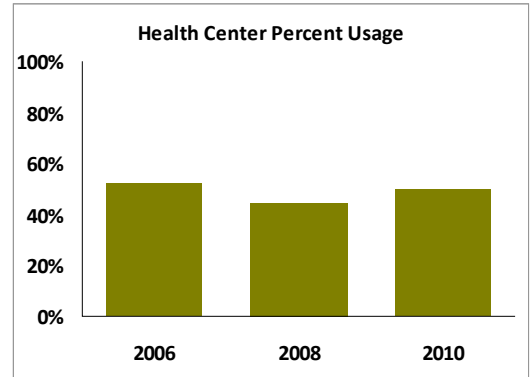


Alumni Survey

Use and Satisfaction with Campus Resources

Health Center

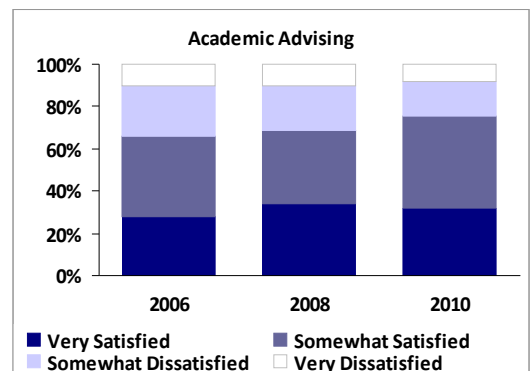
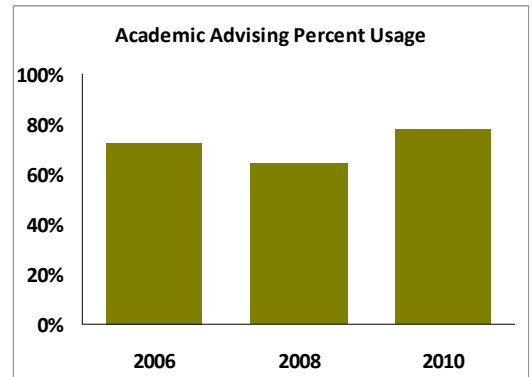
	2006	2008	2010
Used Resource	52%	44%	50%
<i>Of those who used this resource:</i>			
Very Dissatisfied	5%	8%	9%
Somewhat Dissatisfied	15%	17%	13%
Somewhat Satisfied	33%	34%	42%
Very Satisfied	47%	42%	36%



Academic Advising*

	2006	2008	2010
Used Resource	73%	64%	78%
<i>Of those who used this resource:</i>			
Very Dissatisfied	10%	10%	8%
Somewhat Dissatisfied	23%	21%	16%
Somewhat Satisfied	39%	35%	44%
Very Satisfied	28%	34%	32%

* From 2004 to 2008 this was worded as "Academic Advising Office or Prime Time Advising." In 2010 the wording was changed to "Academic Advising Office, Workshops, or Tacoma Student Services Coordinator" in order to include Tacoma campus' advising services.

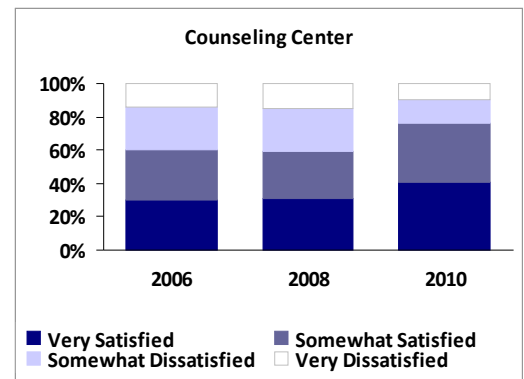
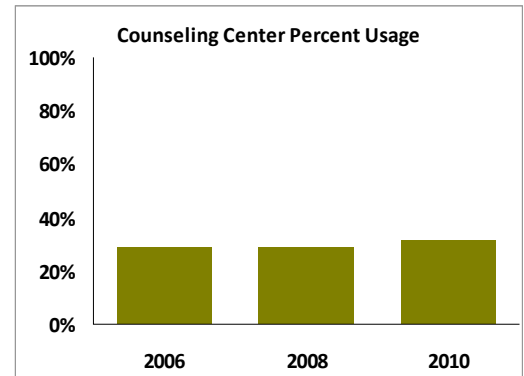


Alumni Survey

Use and Satisfaction with Campus Resources

Counseling Center

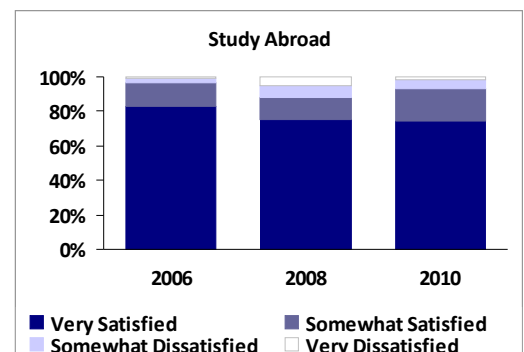
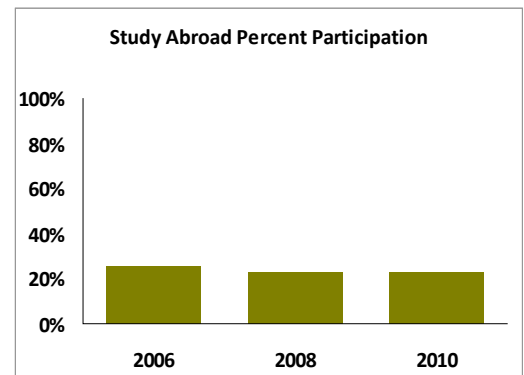
	2006	2008	2010
Used Resource	29%	29%	32%
<i>Of those who used this resource:</i>			
Very Dissatisfied	15%	15%	9%
Somewhat Dissatisfied	25%	25%	14%
Somewhat Satisfied	30%	29%	36%
Very Satisfied	30%	31%	41%



Participation and Satisfaction with Educational Experiences

Study Abroad

	2006	2008	2010
Participated	26%	23%	23%
<i>Of those who used this resource:</i>			
Very Dissatisfied	1%	5%	1%
Somewhat Dissatisfied	2%	7%	6%
Somewhat Satisfied	14%	12%	19%
Very Satisfied	83%	76%	74%



Alumni Survey

If you could change anything about Evergreen from your perspective as a recent graduate, what one or two aspects would you change? In 2010, alumni were asked in an open-ended question what they would change about Evergreen. Their responses were categorized and summarized; those pertaining to student support services and campus climate are shown below.

Student Support Services/Resources (career/graduate school planning; academic advising; residential and dining services; communication about available resources; admissions; library; registration; recreation) (N=95)	Campus
A much stronger enforcement of drinking, partying, and the use of drugs openly	Olympia
Advertise the career development center more. PLEASE	Olympia
Also -- the after school finding jobs for alumni wasn't accessible enough. I didn't feel @ all comfortable approaching them.	Olympia
Also, I need more info/workshop opportunities for after-graduation career education.	Olympia
Also, the night school students really need better facilities for food/drink. Getting a coffee at the cafe is better than nothing, but after working 8 hours and going to school for 4, that is a 12 hour day-- the adult students need to be able to eat an affordable, nutritious meal or snack after 6PM!	Olympia
And the entire "Academic advising" department needs to be demolished and rebuilt. The counselors were never remotely helpful. It is a standing joke with Evergreen students.	Olympia
Better (more detailed) descriptions of available programs to students. More direct (Personal) communication of T.E.S.C. concentrations between counselor & student. Aramark OUT!! Geoduck Farm IN!!	Olympia
Better academic advising better career counseling	Olympia
Better food, haha.	Olympia
Better preparation for seniors...the "after graduation life".	Olympia
Better resources for incoming students (not freshman)	Olympia
Better/more recreation/athletic programs.	Olympia
Career development needs improvement, especially for science-based careers	Olympia
Evergreen is very sink or swim; there are few resources not aimed at freshman for adjusting to and thriving at Evergreen, especially beyond graduation.	Olympia
Guidance	Olympia
Have more academic advising	Olympia
Higher students acceptance standards.	Olympia
Housing experience	Olympia
I believe that a career fair oriented towards freshmen and sophomores would help them shape their education. This could highlight the skills and education required for certain field.	Olympia
I came to Evergreen as a transfer student, so it took me a year to fully appreciate the opportunities at Evergreen. I would recommend seminars specifically for transfer students to better integrate them into the new system.	Olympia
I could have received more and better advice on ways to round out my education	Olympia
I didn't use the career services because I wasn't really sure how to go about that, so I'd want more instruction on how to go about using career finding services.	Olympia
I do not feel that Evergreen has much in the way of ability to give practical career advice or a lot of opportunities for graduates compared to [college] which I also attended.	Olympia
I hated the registration process. I found it to be complicated and stressful, and this stress has carried over to [current college] and I am still frantic, even though I no longer need to be. Registering at TESC was traumatizing and I really hated the "first come first served" policy. It was hard to get into necessary classes for graduate school, and I missed out on some gems due to timing. The food sucks, especially during the summer when there is no food on campus. For being sensitive to issues of social justice, one would think the school would have a food system that supported environmental justice.	Olympia

Alumni Survey

Student Support Services/Resources (career/graduate school planning; academic advising; residential and dining services; communication about available resources; admissions; library; registration; recreation) (N=95)	Campus
I strongly believe there needs to be more guidance for freshman, especially those straight out of high school, to help them find a focus. Possibly workshops that help younger students translating their educational experience at Evergreen towards future careers and ambitions. I also think the Organic Farm should be treated like the CAL or any other science lab space, it is highly under utilized by most of campus. It has a lot of potential if the greater Evergreen community were more involved.	Olympia
I suggest making it more challenging to be accepted. I feel that some of my classmates were difficult to work with because they were not at the education and critical thinking level that I wish they were.	Olympia
I think that the CRC, needs more. I was dissapointed that the outdoor program dissapeared. Maybe more sports-rec competitions clubs, could be cool.	Olympia
I wish that I would have had more career preparation at Evergreen. By the time I was a Senior and really thought about it I felt that it was a bit too late. Perhaps adding in some advisor "check-points" for Sophomores or Juniors would be helpful.	Olympia
I would also like to have had one or more late late night places on campus to go to, such as a coffee shop or the cafeteria.	Olympia
I would also like to see Evergreen's recruitment to focus more on students who have 'real world' experience before entering college.	Olympia
I would change the availability to get into certain popular courses with the best faculty.	Olympia
I would change the opacity of the administrative process. It's hard to know when to seek help with something like registration, where or how to seek it. (i.e. why wasn't the Evening and Weekend Studies office open on evenings or weekends?)	Olympia
I would encourage a more structured system of academic advising, in which students were guided as to the nature and future use of their education. This is particularly important for students hoping to move into a specific type of work either in graduate school or otherwise.	Olympia
I would have an entrance exam, the Community College I can from did not prepare me to enter Evergreen	Olympia
I would have liked Evergreen to be more selective.	Olympia
I would have liked more support from [...] advisors during the transition time from my last year in school to working full-time after graduation. I spent my last year away from campus [outside Washington State], and perhaps if I had been studying on campus, I would have felt more connected to faculty and advisors.	Olympia
I would like more structure from the beginning, such as same counsolor all 4 years that we are required to meet with at least once a year- some form of grounding all the variety of classes in order to have a focus- if the student wants.	Olympia
I would like to see Evergreen give a bigger push on the resources that are available on campus. This survey is the first time I have even heard about most of them. Included in this is to see Evergreen show more support on getting their graduates into the job market. I really didn't know that there were that many services available. It was extremely shocking to go from [previous college] where I was really involved in campus activities to Evergreen where I never knew what was going on. I never felt connected to any staff because after the first one that assigned me to talk to a tree for a half hour it was hard for me to take them seriously and I just focused on what I would like to learn.	Olympia
I would like to see more encouragement/requirements to see a career counselor or advisor. I wish I had talked to one while I was attending so that I could choose classes that would better support me in pursuit of grad school/career.	Olympia
I would like to see the athletics program have a stronger presence on campus. As a former student-athlete, I recall how few even knew an athletics department existed. While I recognized that Evergreen is a college that usually goes against the grain, I believe that athletics can help unify the student body.	Olympia

Alumni Survey

Student Support Services/Resources (career/graduate school planning; academic advising; residential and dining services; communication about available resources; admissions; library; registration; recreation) (N=95)	Campus
I would make it a requirement upfront to develop a learning plan to guide the choices of programs and/or individual learning contracts	Olympia
I would put more of an emphasis on a career path. I think that the easiest way to do that would be to require students to stop in the career development center and talk about a career path at least once a year.	Olympia
I would recommend academic advising and career development as a requirement each academic year. I feel the only area that I really feel I could have used more direction was in creating an education towards a career goal or graduate school program.	Olympia
I'd want advisors who do more than read you the program catalog. I needed honest advice about what credits I should have been getting. The catalog also needs to offer more options.	Olympia
IE for tuition waivers for disadvantaged students, more programs (classes) to support at-risk students, etc. Better funding to academic advising (more accessible, more outreach) and to the CCBLA which was a huge asset for me as a students.	Olympia
If there was a way to encourage more students to visit and use the resources of SASS (academic advising, career center ect.) that would be very helpful to student success both in and after college.	Olympia
In retrospect, Evergreen is a place for students who have a direction they know that want to go. I did not, and so after I graduated I still had no focus and had no idea where I wanted to go. There's nothing I would change about the curriculum. But more guidance would've been helpful.	Olympia
It would also be nice to come in as a Freshman and have a list or presentation about all the resources that are available to us. It was never in the forefront of my mind to take advantage of the resources available to me (like the language lab/career development center), and I think that constant reminding would be helpful.	Olympia
It's a hard school to get a job from. In the economy I feel I wasted my money going to school at Evergreen.	Olympia
Later Library hours.	Olympia
Library have much more lenient loaning policies, we are student's trying to learn, we don't have a lot of money to pay for books because they think there is water damage or moisture damage when we are living in rainy washington. UNFAIR!!!!!!!!!!!!!!	Olympia
Library open more hours.	Olympia
More emphasis on careers/job placement. Evergreen educates very well but a lot of graduates move back in with their parents.....	Olympia
More emphasis on skills applicable after graduation/post-college preparation	Olympia
More focus on internship and the use of Career Services	Olympia
More guidance on job preparation after college	Olympia
More outreach for support and development of the students rather than leaving them floundering, trying to figure out how to create their educational path/career.	Olympia
More resources for science. Better library and computer center hours, especially on the weekend.	Olympia
More rigorous following of students to ensure they're on path. Also better assistance with post-college career planning.	Olympia
More scholarships available. Food that supports evergreen values.	Olympia
Multiple times, I (and my friends) have been very frustrated by getting very different answers to the same questions when posing it to various staff members. It was as though there wasn't a consensus among faculty as to what the right answer was even though the question would be about Evergreen policy. I feel like I ran in circles just trying to figure it out.	Olympia
Need better prep for students job-applying as well.	Olympia
Needed more guidance.	Olympia
Never knew there were resources for "adult" students until graduation!	Olympia

Alumni Survey

Student Support Services/Resources (career/graduate school planning; academic advising; residential and dining services; communication about available resources; admissions; library; registration; recreation) (N=95)	Campus
Preparation for the job world.	Olympia
Proactive job placement!	Olympia
Promotion/advertisement of "other" campus services	Olympia
Realistic reminders of what the current job market has to offer a graduate with a degree in Liberal Arts, less laissez-faire/liberal attitude, more of a steering hand.	Olympia
Regarding the On-Campus Health Center: Make first-aid treatment at the health center free for part time students as well as fulltime students (or make it clear what prices are - a part-time friend of mine got charged \$68 for the cleaning of a relatively minor cut.)/ Regarding Awareness of Student Activities: Make all students aware that \$500 of their tuition every year goes to pay for Student Activities stuff and make an effort to get more students involved with these activities and have access to use the funds.	Olympia
Something embedded which directs you to information about how what you are studying is applicable in the working world.	Olympia
Stricter regulation of smoking (only in designated areas)	Olympia
Stronger athletic dept	Olympia
The ability to obtain financial aid assistance in a timely manner without attitude from staff.	Olympia
The academic advising needs to be changed. I went there many times needing assistance and they repeatedly offered none, that was a huge disappointment.	Olympia
The administration offices often don't know how to help students through the paperwork, and give out conflicting info. The advising offices often did not know how to help with questions pertaining to Graduate level inquiries.	Olympia
The advising process was not helpful and unreliable. I felt like I had to get information regarding classes, registration, and graduation myself.	Olympia
The animosity between the police and students. The lack of pro-active, consistent support from Academic Advising.	Olympia
The dorms. I'd have housecleaning and non-smoking dorms.	Olympia
The Evergreen website is cumbersome, defies intuition us scattered, and enigmatic at times.	Olympia
The food court. No flavor in the food plus it was one of the worst foods I've ever eaten. The cost was too high so overall not satisfying.	Olympia
The food! I worked odd hours (late nights, weekends) on campus. I would have liked to see more patrols and general visibility by the campus police, especially in the science buildings at night	Olympia
The library's hours, it should be open 24 hours a day 7 says a week.	Olympia
The registration process was sometimes unfair to cruel	Olympia
The ridiculous food services setup. Aramark must go!	Olympia
There needs to be more of a push to get incoming students involved with the school. When i came no one told me about any groups or clubs, no one showed me around, and so on. Just have a better welcome for new students (it's kind of scary moving away from home...make it more comfortable)	Olympia
There needs to be more places on campus that are comfortable for both socializing and working. I lived off campus, but many people didn't. When we wanted to have group study sessions in the evening, going off campus wasn't an option and there wasn't a comfortable place on campus to meet, which was very frustrating.	Olympia
To make affordable programs to volunteer abroad and encourage students to participate	Olympia
When I tried to get help for that class in the QUASR, the tutor could not help me with the exercises because, when she had taken the same class, she didn't actually complete the exercises herself (but, yet, apparently she passed and was considered qualified to tutor the subject)	Olympia
While I feel prepared to enter the working world, I don't feel prepared to pursue the things I'd actually like to do with my life. I don't know how to incorporate my interested into a career.	Olympia

Alumni Survey

Student Support Services/Resources (career/graduate school planning; academic advising; residential and dining services; communication about available resources; admissions; library; registration; recreation) (N=95)	Campus
A campus that offers the amenities that the Olympia campus offers.	Tacoma
I don't feel there was a very supportive, structured program to prepare and assist me in my desire to continue my education on the graduate school level. I was forced to stumble my way along and luckily succeeded.	Tacoma
I would like to have a library and more bilingual services.	Tacoma
More transferable credit	Tacoma
Stronger and more focused knowledge of requirements [...] for students desiring to enter law school.	Tacoma
The Tacoma campus is too isolated from the Olympia campus. And they don't receive the access to services, which they pay for.	Tacoma

Alumni Survey

Campus Climate (diversity regarding tolerance; social climate; diversity regarding student mix) (N=22)	Campus
A great deal of the student body expresses acceptance and having an open mind, however I have seen that to most of these people that applies only to liberal ideas. More conservative ideas are shunned at Evergreen.	Olympia
Also to get rid of the students who paint graphitti on the walls and building. I mean how would they like to wake-up and find their car full of graphitti? Same thing, the car is theirs and the school property is not!!!	Olympia
Bubbles formed by the student body that contain them from the experience of all things available in the world.	Olympia
Evergreen like many alternative, liberal schools runs the severe risk of becoming as one-sided and close minded as those institutions it attempts to criticize. It has gone from challenging, analyzing, and critiquing convention to a knee-jerk, visceral disdain for all things "main stream."	Olympia
I could not tolerate the hypocritical thinking of many students. They said "stick it to the man" while attending a state school and the final straw for me was the riot after the Dead Prez concert. I felt like that single event was the epitome of selfishness and ignorance by other students. I felt as if that impacted me personally by defaming the Evergreen name [...] I was horrified by responses by both faculty and students in meetings that followed. I am not a supporter of the police force, but I felt that their actions were out of control and emotionally-based and illogical.	Olympia
I found many TESC students to be absolute tyrants who detracted from my educational experience.	Olympia
I wish there was more diversity on campus.	Olympia
I would change the attitude towards main stream thinking. Evergreen is a place that accepts different lifestyles and ways of thinking but does not really accept people who are the norm.	Olympia
I'd like to see significantly more disciplinary action for students who choose to impede the learning process of others. Students agree to the Social Contract by attending Evergreen, but when they violate it, nothing significant seemed to happen. The Social Contract is there for a reason, and when students just do as they will and say, "I never agreed to those rules made by other people to oppress me!" ...well, it gets old.	Olympia
If I could change anything about Evergreen, it would be the approach to white privilege. I'm not saying that white privilege doesn't exist but that it materializes in different ways depending on that individual's social class. For example, Peggy McIntosh's essay White Privilege: Unpacking the Invisible Knapsack, most of the examples that she lists are examples of middle class White privilege. In order to fully examine the issues surrounding unearned privilege, there needs to be an examination of all the societal factors that provide individuals with advantages. It seems rather incomplete to focus so heavily on one aspect of unearned privilege. There are a number of factors that contribute to unearned privilege. A poor white will not enjoy the same amount of privilege that a middle class white will enjoy. The poor white won't have parents that graduated from college, had professional contacts to help their children begin a career or monetary resources to insure that their children can attend college. One of the biggest class privileges of the upper classes is to name societal problems as they see them and silence those who do not agree.	Olympia
Liberal Extremism	Olympia
More culturally and racially diverse student body and faculty	Olympia
More diverse student body.	Olympia
More inclusive campus environment	Olympia
One aspect that I would change is to build a stronger emphasis on diversity and to reach out to a more diverse student base.	Olympia
Recruiting as many diverse groups of students from different backgrounds such as Blacks, Asians, Hispanics, American Indians and Caucasians.	Olympia
Strict and clear guidelines concerning sexism, ageism, racism and sexual orientation.	Olympia

Alumni Survey

Campus Climate (diversity regarding tolerance; social climate; diversity regarding student mix) (N=22)	Campus
The amount of students of color needs to rise, the areas that really benefit from an interdisciplinary education must be targeted-intercities. It would have been good to have more public student forums surrounding the changes that are happening to the school to preserve it as is.	Olympia
The community/staff are far too PC which is decidedly not progressive and prevents issues from being addressed and processed.	Olympia
To encourage equality and allow all to speak rather than just those who are extremists (those who are religious have a right to be heard and respected)	Olympia
I would look towards creating a less racially divided attitudes among students and creative faculty	Tacoma
Less politics (in school politics)	Tacoma