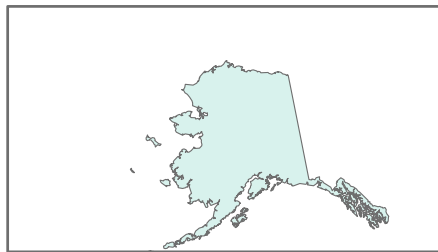
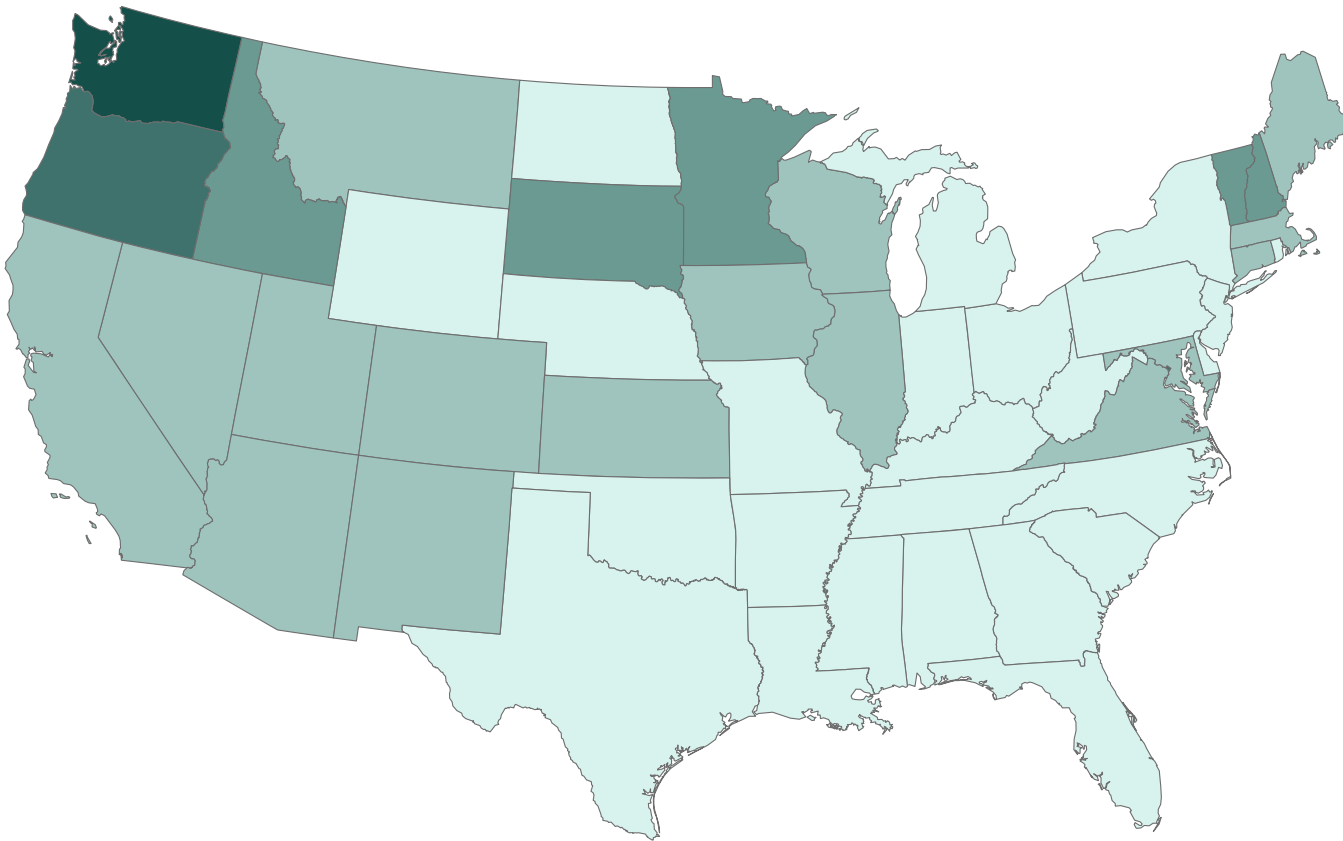
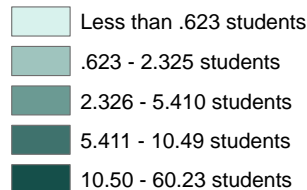


New Evergreen First-time First Year Students From Each State Per Million People (Census 2000 State Population)



Evergreen First-time, First year Students by State of Origin Normalized by Census 2000 Population

Number of Evergreen first-time, first-year students per million people



This map shows the number of new degree-seeking first-time first year students from each state as of tenth day fall 2005 (N=605) divided by the Census 2000 population for each state. Number of students from abroad/military bases = 5. Data is classified using Natural Breaks (Jenks) method.

The Evergreen State College
Office of Institutional Research and Assessment
Map produced March 2006

State	Number of New First-time First-Year Students	Population (Census 2000)
Alabama	2	4,447,100
Alaska	0	626,932
Arizona	5	5,130,632
Arkansas	0	2,673,400
California	46	33,871,648
Colorado	10	4,301,261
Connecticut	3	3,405,565
Delaware	0	783,600
District of Columbia	6	572,059
Florida	3	15,982,378
Georgia	4	8,186,453
Hawaii	9	1,211,537
Idaho	7	1,293,953
Illinois	22	12,419,293
Indiana	0	6,080,485
Iowa	4	2,926,324
Kansas	3	2,688,418
Kentucky	0	4,041,769
Louisiana	0	4,468,976
Maine	2	1,274,923
Maryland	6	5,296,486
Massachusetts	8	6,349,097
Michigan	5	9,938,444
Minnesota	13	4,919,479
Mississippi	0	2,844,658
Missouri	2	5,595,211
Montana	1	902,195
Nebraska	1	1,711,263
Nevada	3	1,998,257
New Hampshire	4	1,235,786
New Jersey	1	8,414,350
New Mexico	3	1,819,046
New York	3	18,976,457
North Carolina	2	8,049,313
North Dakota	0	642,200
Ohio	3	11,353,140
Oklahoma	0	3,450,654
Oregon	28	3,421,399
Pennsylvania	2	12,281,054
Rhode Island	0	1,048,319
South Carolina	0	4,012,012
South Dakota	2	754,844
Tennessee	2	5,689,283
Texas	13	20,851,820
Utah	2	2,233,169
Vermont	3	608,827
Virginia	6	7,078,515
Washington	355	5,894,121
West Virginia	0	1,808,344
Wisconsin	6	5,363,675
Wyoming	0	493,782