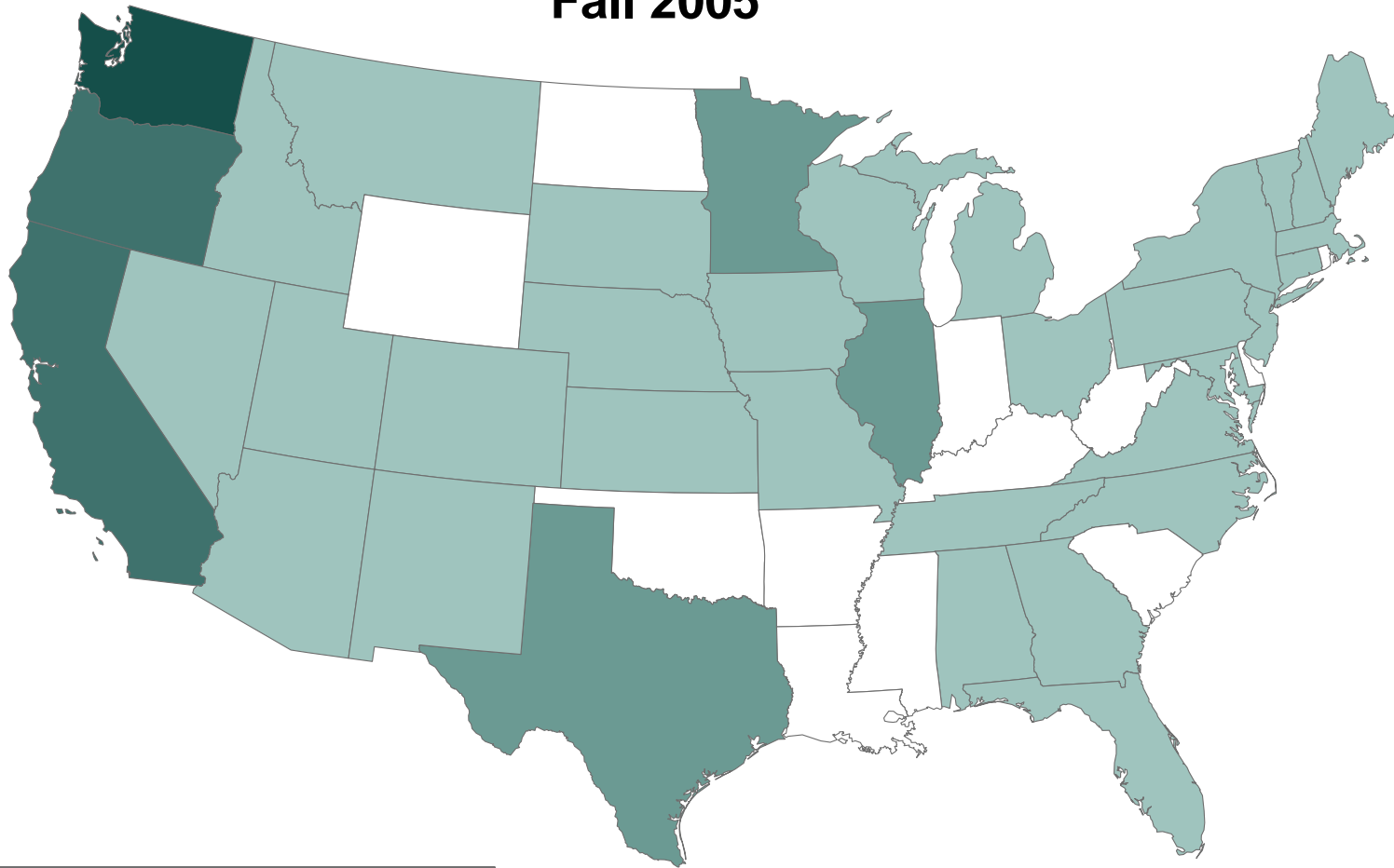
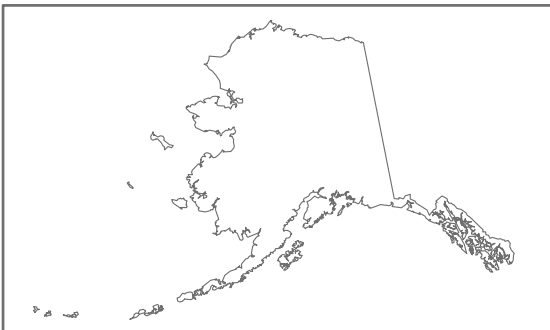


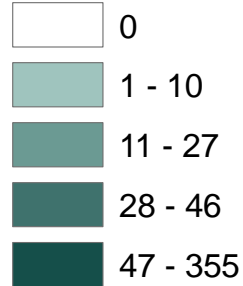
# Origin of New First-time, First Year Students Fall 2005



State	Number of First-time First Years from State
Alabama	2
Alaska	0
Arizona	5
Arkansas	0
California	46
Colorado	10
Connecticut	3
Delaware	0
District of Columbia	6
Florida	3
Georgia	4
Hawaii	9
Idaho	7
Illinois	22
Indiana	0
Iowa	4
Kansas	3
Kentucky	0
Louisiana	0
Maine	2
Maryland	6
Massachusetts	8
Michigan	5
Minnesota	13
Mississippi	0
Missouri	2
Montana	1
Nebraska	1
Nevada	3
New Hampshire	4
New Jersey	1
New Mexico	3
New York	3
North Carolina	2
North Dakota	0
Ohio	3
Oklahoma	0
Oregon	28
Pennsylvania	2
Rhode Island	0
South Carolina	0
South Dakota	2
Tennessee	2
Texas	13
Utah	2
Vermont	3
Virginia	6
Washington	355
West Virginia	0
Wisconsin	6
Wyoming	0



## Count of New First-time, First Years by State



This map includes new degree-seeking first-time, first year students as of tenth day Fall 2005 (N=605). Number of students from abroad/military bases = 5. Data is classified using Natural Breaks (Jenks) method.  
 The Evergreen State College  
 Office of Institutional Research and Assessment  
 Map Produced March 2006