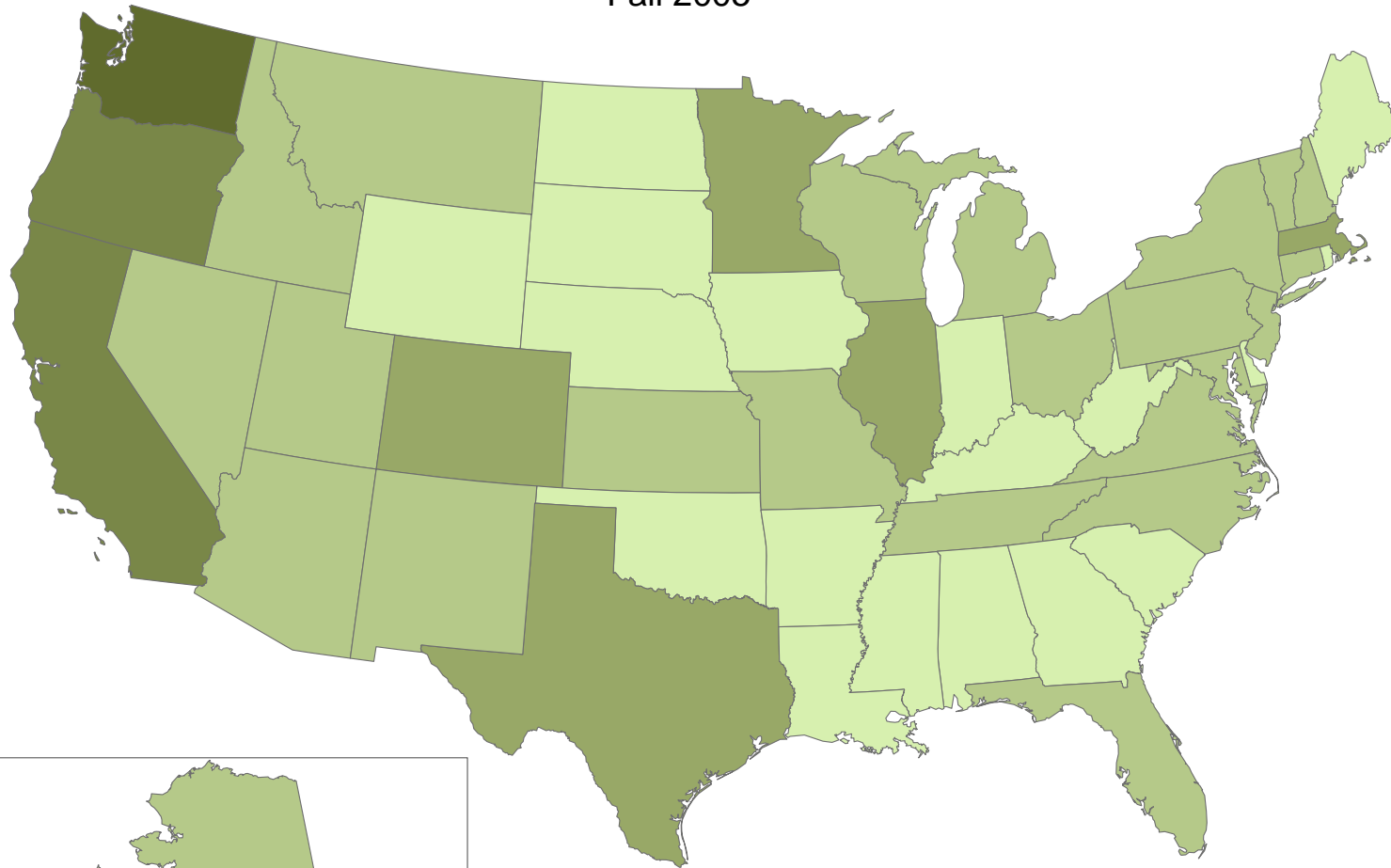
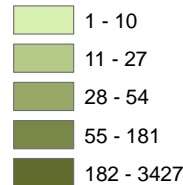


Origin of Evergreen Students (Undergraduate and Graduate)

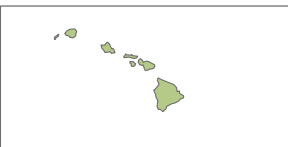
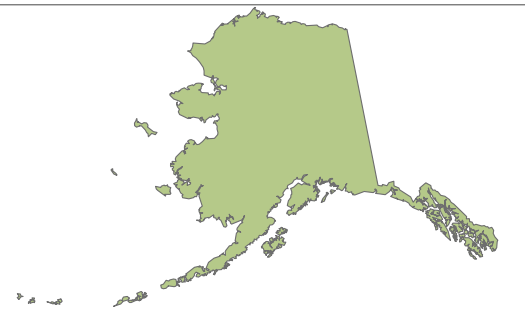
The Evergreen State College
Fall 2005



**Number of Evergreen Students
By State of Origin**



Number of Students by State of Origin	
Alabama	3
Alaska	20
Arizona	17
Arkansas	2
California	181
Colorado	42
Connecticut	15
Delaware	2
District of Columbia	14
Florida	13
Georgia	8
Hawaii	19
Idaho	19
Illinois	52
Indiana	7
Iowa	9
Kansas	11
Kentucky	3
Louisiana	5
Maine	10
Maryland	22
Massachusetts	54
Michigan	20
Minnesota	37
Mississippi	3
Missouri	14
Montana	11
Nebraska	1
Nevada	11
New Hampshire	13
New Jersey	19
New Mexico	16
New York	27
North Carolina	12
North Dakota	3
Ohio	15
Oklahoma	6
Oregon	113
Pennsylvania	25
Rhode Island	1
South Carolina	2
South Dakota	5
Tennessee	12
Texas	38
Utah	13
Vermont	17
Virginia	18
Washington	3427
West Virginia	2
Wisconsin	22
Wyoming	6
Total from within US	4437



The Evergreen State College
Office of Institutional Research and Assessment
Map Produced March 2006

This map includes all Evergreen students as of tenth day fall 2005. Map is based on headcount of all students, including students with waivers (N=4,470). Students who came from foreign countries or US territories (N=31) or from military bases (N=2) are not displayed on above map. Students from outside of the US came from Argentina, Australia, Belarus, Canada, China, Colombia, Denmark, Georgia, Germany, Israel, Japan, Puerto Rico, Spain, Switzerland, Ukraine, and United Kingdom. Data was classified using Natural Breaks (Jenks) method.