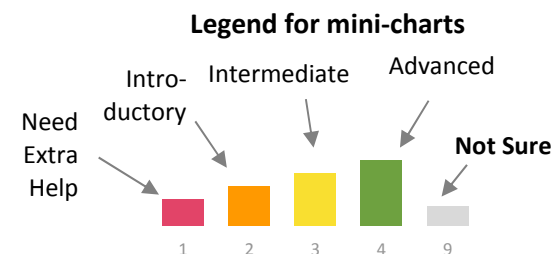
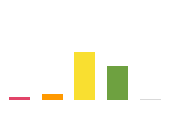
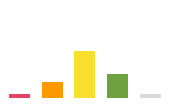
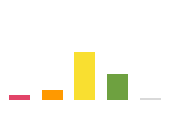
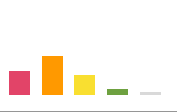

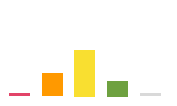


Indicate the level of study you are most comfortable with as you begin your studies at Evergreen.

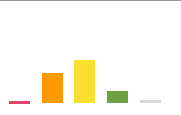
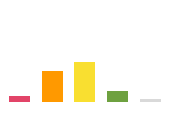
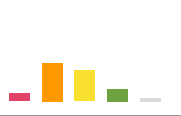
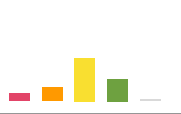
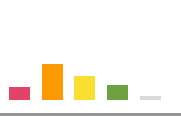
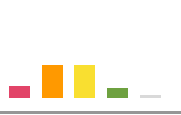
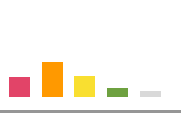
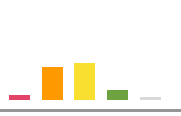
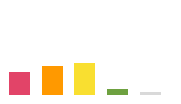
Transfer students were asked to indicate the level of study they were most comfortable with as they began their studies at Evergreen. The highest comfort levels for Transfer respondents were Reading for academic purposes and Using online sources to do research, the lowest comfort level was Foreign language.



What level of study are you most comfortable with as you being your studies at Evergreen?

Listed in order of comfort	Mean	Need Extra Help (1)	Introductory (2)	Intermediate (3)	Advanced (4)	Not Sure (9)	N
 Reading for academic purposes	3.26	2.5%	6.5%	53.2%	37.4%	0.4%	286
 Using online sources to do research	3.26	4.0%	16.9%	50.4%	25.5%	3.2%	286
 Writing for academic purposes	3.08	5.4%	10.4%	53.2%	28.8%	2.2%	286
 Conducting library research	3.01	26.8%	43.1%	21.7%	5.8%	2.5%	286
 Using computers to organize or present information	2.92	1.4%	8.3%	51.4%	37.0%	1.8%	286
 Social sciences	2.85	2.9%	25.5%	51.4%	16.9%	3.2%	286

What level of study are you most comfortable with as you being your studies at Evergreen?

<i>Listed in order of comfort</i>	Mean	Need Extra Help (1)	Intro-ductory (2)	Inter-mediate (3)	Advanced (4)	Not Sure (9)	N
 History	2.73	2.6%	33.3%	48.0%	12.8%	3.3%	286
 Politics and current events	2.65	6.2%	34.2%	44.4%	12.4%	2.9%	286
 Philosophy/Ethics	2.61	8.4%	41.5%	33.5%	13.5%	3.3%	286
 Culture or international studies	2.54	8.8%	15.3%	48.5%	25.2%	2.2%	274
 Visual/Media arts (e.g. drawing, film, sculpture)	2.47	13.7%	39.6%	26.6%	16.2%	4.0%	286
 Science and scientific methods	2.47	12.7%	37.0%	37.0%	10.5%	2.9%	286
 Performing arts (e.g. dance, theater, music)	2.23	21.9%	38.5%	23.0%	10.1%	6.5%	286
 Math, statistics, and/or quantitative reasoning	2.23	5.8%	37.5%	42.2%	11.2%	3.2%	286
 Foreign language	2.07	24.8%	31.3%	34.5%	6.5%	2.9%	286