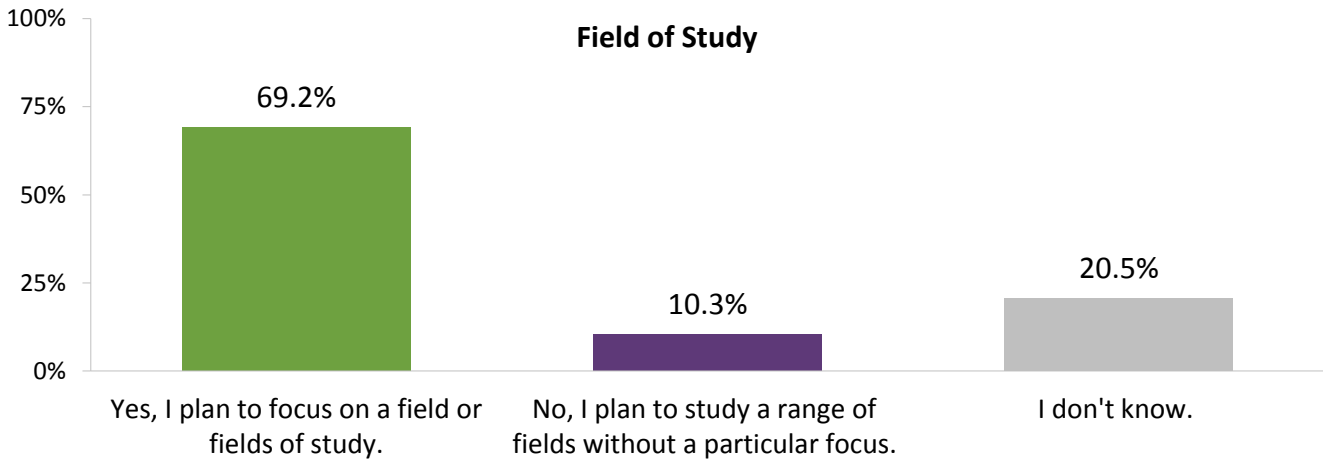


Do you plan to focus on a particular field or fields of study at Evergreen?

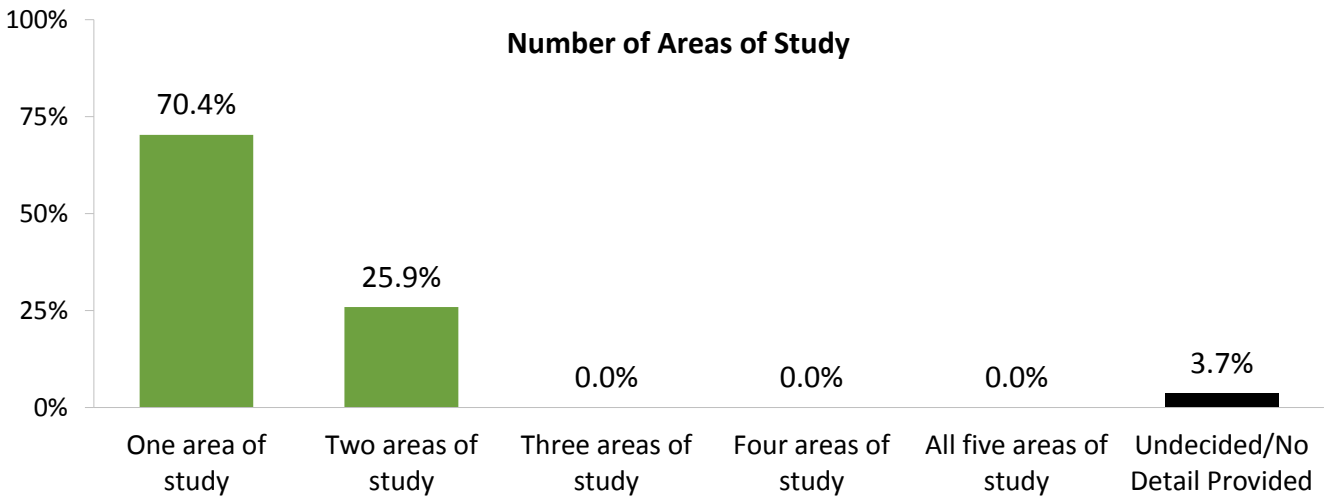
Students were asked if they planned to focus on a particular field of study; 69.2% planned to focus on a field or fields of study, 10.3% planned to study a range of fields, and 20.5% did not know.

	Tacoma Respondents	
	%	N
Yes, I plan to focus on a field or fields of study.	27	69.2%
No, I plan to study a range of fields without a particular focus.	4	10.3%
I don't know.	8	20.5%



Number of Areas of Study

Some 70.4% of Tacoma Campus respondents indicated they were concentrating on one area of study, while 25.9% indicated two areas of study, and 3.7% provided no detail.

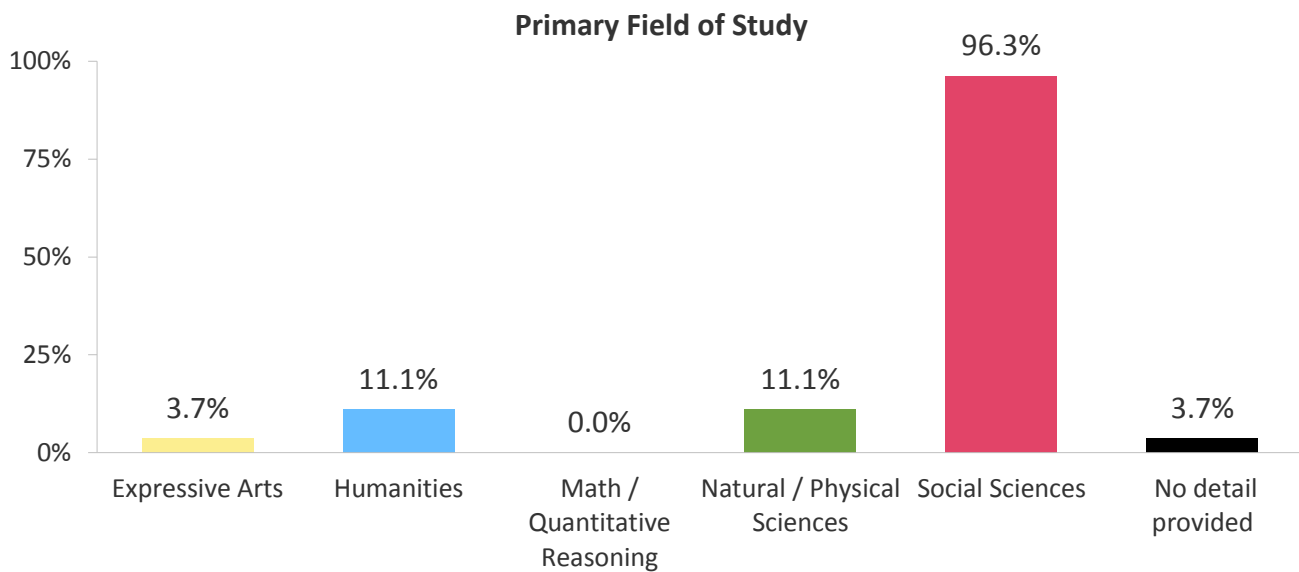


Describe your primary field(s) of study or concentration at Evergreen?

Students were asked to describe their primary field or fields of study at Evergreen. 96.3% of respondents indicated they were studying Social Sciences, 11.1% were studying Humanities, 11.1% Natural / Physical Sciences, 3.7% were studying Expressive Arts, and 3.7% provided no detail. There were no Tacoma campus respondents studying Math. Students were allowed to choose more than one field, so the categories will not sum to 100%.

Primary area of study by field of study*	Tacoma Respondents	
	%	N
Expressive Arts	3.7%	1
Humanities	11.1%	3
Math / Quantitative Reasoning	0.0%	0
Natural / Physical Sciences	11.1%	3
Social Sciences	96.3%	26
No detail provided	3.7%	1

*categories are not mutually exclusive



Describe your primary field(s) of study or concentration at Evergreen

Art	Humanities	Math	Sciences	Social Sciences	Primary area of study by field of study	Tacoma Campus respondents indicating primary field(s) of study	
						%	N
■					Art	-	-
	■				Humanities	-	-
		■			Math	-	-
			■		Sciences	-	-
				■	Social Sciences	70%	19
■	■				Art and Humanities	-	-
■		■			Art and Math	-	-
■			■		Art and Sciences	-	-
■				■	Art and Social Sciences	4%	1
	■	■			Humanities and Math	-	-
	■		■		Humanities and Sciences	-	-
	■			■	Humanities and Social Sciences	11%	3
		■	■		Math and Sciences	-	-
		■		■	Math and Social Sciences	-	-
			■	■	Sciences and Social Sciences	11%	3
■	■	■			Art, Humanities, and Math	-	-
■	■		■		Art, Humanities, and Sciences	-	-
■	■			■	Art, Humanities, and Social Sciences	-	-
■		■	■		Art, Math, and Sciences	-	-
■		■		■	Art, Math, and Social Sciences	-	-
■			■	■	Art, Sciences, and Social Sciences	-	-
	■	■	■		Humanities, Math, and Sciences	-	-
	■	■		■	Humanities, Math, and Social Sciences	-	-
	■		■	■	Humanities, Sciences, and Social Sciences	-	-
		■	■	■	Math, Sciences, and Social Sciences	-	-
■	■	■	■		Art, Humanities, Math, and Sciences	-	-
■	■	■		■	Art, Humanities, Math and Social Sciences	-	-
■	■		■	■	Art, Humanities, Sciences, and Social Sciences	-	-
■		■	■	■	Art, Math, Sciences, and Social Sciences	-	-
	■	■	■	■	Humanities, Math, Science, and Social Sciences	-	-
■	■	■	■	■	All five divisions of study	-	-
					Undecided	-	-
					No detail provided	3%	1
					Total	100%	27

Describe your primary field(s) of study or concentration at Evergreen?

