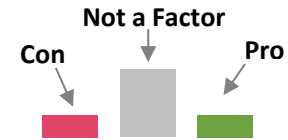


**Factors in Decision to Attend Evergreen**

Tacoma students were asked to indicate how much influence a series of factors had in their decision to attend Evergreen. The factors with the highest mean responses for Tacoma students were: Evergreen's reputation, and Ability to study in a variety of subjects. The responses of Tacoma students that most frequently indicated as having "no effect" was athletics and recreation programs.

**Legend for Mini Charts**



**Tacoma students**






**Were the following attributes a factor in your decision to attend Evergreen?**

	<i>Skills Listed from Highest to Lowest Means</i>	<b>Mean</b>	<b>Con (0)</b>	<b>Not a Factor (1)</b>	<b>Pro (2)</b>	<b>N</b>
	Evergreen's reputation	1.87	0.0%	13.2%	<b>86.8%</b>	38
	Ability to study in a variety of subjects	1.87	0.0%	13.2%	<b>86.8%</b>	38
	Close contact with faculty/student-to-faculty ratio	1.85	0.0%	15.4%	<b>84.6%</b>	39
	Opportunity to design my own education	1.82	0.0%	18.4%	<b>81.6%</b>	38
	Quality of faculty teaching	1.82	0.0%	17.9%	<b>82.1%</b>	39
	Ability to apply learning through community projects in class and/or internship opportunities	1.79	0.0%	20.5%	<b>79.5%</b>	39
	Students who have values and interests similar to my own	1.77	0.0%	23.1%	<b>76.9%</b>	39

Were the following attributes a factor in your decision to attend Evergreen?

	<i>Skills Listed from Highest to Lowest Means</i>	<b>Mean</b>	<b>Con (0)</b>	<b>Not a Factor (1)</b>	<b>Pro (2)</b>	<b>N</b>
	Ease of applying or getting accepted to Evergreen	1.77	0.0%	23.1%	<b>76.9%</b>	39
	Ability to take integrated programs instead of individual classes	1.77	2.6%	17.9%	<b>79.5%</b>	39
	Ability to study one subject or theme through multiple disciplines or perspectives (interdisciplinary learning)	1.77	2.6%	17.9%	<b>79.5%</b>	39
	Opportunities for collaborative learning	1.77	0.0%	23.1%	<b>76.9%</b>	39
	Close to job commitments	1.74	0.0%	25.6%	<b>74.4%</b>	39
	Proximity to family	1.72	0.0%	28.2%	<b>71.8%</b>	39
	Natural surroundings/campus environment	1.67	2.6%	28.2%	<b>69.2%</b>	39
	Ability to study in a specific field or discipline of my choice	1.67	5.1%	23.1%	<b>71.8%</b>	39
	Availability of financial aid or scholarship	1.59	5.1%	30.8%	<b>64.1%</b>	39
	Availability of classes in the evening	1.59	0.0%	41.0%	<b>59.0%</b>	39
	Ability to do independent study	1.59	0.0%	41.0%	<b>59.0%</b>	39

Were the following attributes a factor in your decision to attend Evergreen?

	<i>Skills Listed from Highest to Lowest Means</i>	<b>Mean</b>	<b>Con (0)</b>	<b>Not a Factor (1)</b>	<b>Pro (2)</b>	<b>N</b>
	Narrative evaluations instead of grades	1.56	5.1%	33.3%	<b>61.5%</b>	39
	Ability to avoid studying subjects I'm not interested in	1.54	0.0%	46.2%	<b>53.8%</b>	39
	Cost of Attendance (tuition, living expenses)	1.45	13.2%	28.9%	<b>57.9%</b>	38
	Availability of classes on weekends	1.41	2.6%	<b>53.8%</b>	43.6%	39
	Athletics and Recreation programs	1.05	7.9%	<b>78.9%</b>	13.2%	38