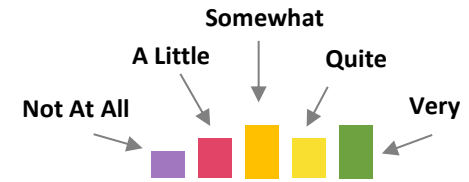


**Indicate the level of comfort for each item...**

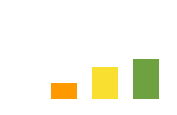
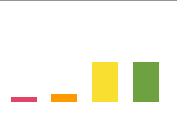
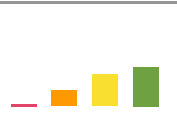
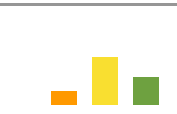
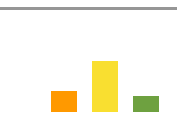
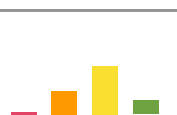
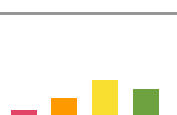
Tacoma students were asked to indicate the level of comfort with each of the items below. The highest mean level of confidence of Tacoma students was Learning independently and completing projects on your own. The lowest mean level of confidence was Giving presentations or public speaking.

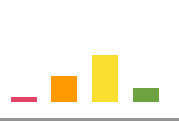
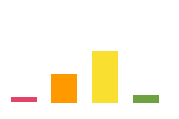
**Legend for mini-charts**



**Tacoma Campus students**

**How comfortable are you with the following...**

<i>Comfort items listed from highest to lowest means</i>	Mean	Not at All (0)	A Little (1)	Somewhat (2)	Quite (3)	Very (4)	N
 Learning independently and completing projects on your own	3.41	0.0%	0.0%	5.4%	<b>48.6%</b>	45.9%	37
 Communicating with faculty or other students in class using e-mail or listservs	3.39	2.8%	0.0%	13.9%	22.2%	<b>61.1%</b>	36
 Asking faculty for extra help or advice	3.32	5.4%	0.0%	8.1%	29.7%	<b>56.8%</b>	37
 Critically analyzing information	3.19	0.0%	0.0%	18.9%	<b>43.2%</b>	37.8%	37
 Working with other students on class projects.	3.14	2.7%	0.0%	21.6%	32.4%	<b>43.2%</b>	37
 Giving and receiving peer critique	3.11	2.7%	0.0%	24.3%	29.7%	<b>43.2%</b>	37
 Articulating your perspectives in class	2.86	2.7%	10.8%	21.6%	27.0%	<b>37.8%</b>	37

<i>Comfort items listed from highest to lowest means</i>		Mean	Not at All (0)	A Little (1)	Somewhat (2)	Quite (3)	Very (4)	N
	Asking for help with non-academic concerns	2.78	8.1%	5.4%	21.6%	29.7%	<b>35.1%</b>	37
	Giving presentations or public speaking	2.70	5.4%	13.5%	21.6%	24.3%	<b>35.1%</b>	37