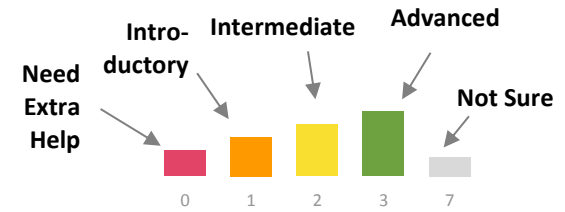


Indicate the level of study you are most comfortable with as you begin your studies at Evergreen.

Tacoma students were asked to indicate the level of study they were most comfortable with as they began their studies at Evergreen. The highest comfort level for Tacoma respondents was Using online sources to do research, the lowest comfort level was Math, statistics, and/or quantitative reasoning.

Legend for mini-charts



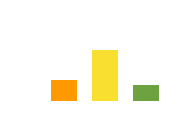
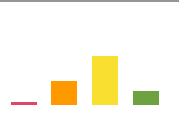
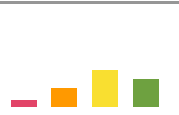
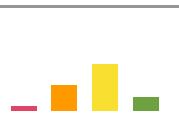
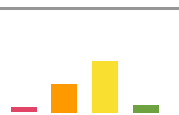
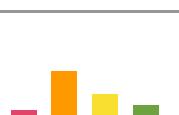
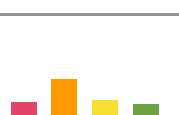
Tacoma Campus students

What level of study are you most comfortable with as you begin your studies at Evergreen?

<i>Listed in order of comfort</i>	Mean	Need Extra Help (1)	Introductory (2)	Intermediate (3)	Advanced (4)	Not Sure (9)	N
 Using online sources to do research	3.41	0.0%	17.9%	35.9%	43.6%	2.6%	39
 Reading for academic purposes	3.26	5.1%	7.7%	43.6%	43.6%	0.0%	39
 Conducting library research	3.21	2.6%	17.9%	35.9%	43.6%	0.0%	39
 Using computers to organize or present information	3.15	0.0%	15.4%	53.8%	30.8%	0.0%	39

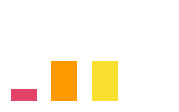
Tacoma Campus students

What level of study are you most comfortable with as you being your studies at Evergreen?

<i>Listed in order of comfort</i>	Mean	Need Extra Help (1)	Intro-ductory (2)	Inter-mediate (3)	Advanced (4)	Not Sure (9)	N
 Social sciences	3.10	0.0%	23.1%	56.4%	17.9%	2.6%	39
 Philosophy/Ethics	3.00	2.6%	25.6%	53.8%	15.4%	2.6%	39
 Writing for academic purposes	2.95	7.7%	20.5%	41.0%	30.8%	0.0%	39
 Culture or international studies	2.77	5.1%	28.2%	51.3%	15.4%	0.0%	39
 History	2.67	5.1%	30.8%	56.4%	7.7%	0.0%	39
 Visual/Media arts (e.g. drawing, film, sculpture)	2.62	7.7%	51.3%	25.6%	12.8%	2.6%	39
 Performing arts (e.g. dance, theater, music)	2.51	17.9%	43.6%	20.5%	15.4%	2.6%	39

Tacoma Campus students

What level of study are you most comfortable with as you being your studies at Evergreen?

<i>Listed in order of comfort</i>	Mean	Need Extra Help (1)	Intro-ductory (2)	Inter-mediate (3)	Advanced (4)	Not Sure (9)	N
 Politics and current events	2.46	12.8%	43.6%	28.2%	15.4%	0.0%	39
 Science and scientific methods	2.46	12.8%	48.7%	30.8%	5.1%	2.6%	39
 Foreign language	2.41	33.3%	30.8%	23.1%	7.7%	5.1%	39
 Math, statistics, and/or quantitative reasoning	2.31	12.8%	43.6%	43.6%	0.0%	0.0%	39