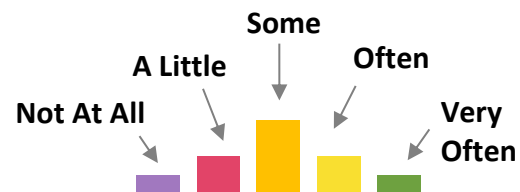


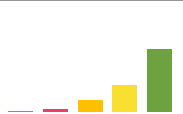
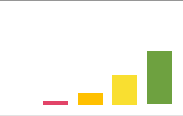
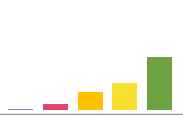

How often have you...?

First-time, First-year Students were asked to indicate how often they have interacted with people different from themselves. The item with the highest mean response for First-time, First-year Students was: Interacted with people of a different sexual or gender orientation than yourself. The lowest mean response for First-time, First-year Students was: Interacted with people of different political beliefs.

Legend for Mini Charts



How often have you?

<i>Interaction Listed from Highest to Lowest Means</i>	Mean	Not At All (0)	A Little (1)	Some (2)	Often (3)	Very Often (4)	N
 Interacted with people of a different sexual or gender orientation than yourself	3.41	0.7%	2.9%	11.1%	25.4%	60.0%	280
 Interacted with people of a different religion or of different spiritual beliefs	3.36	0.0%	3.6%	11.8%	30.0%	54.6%	280
 Interacted with people of a different race or ethnicity than your own	3.22	0.4%	5.7%	16.8%	26.1%	51.1%	280
 Interacted with people of different political beliefs	3.09	0.7%	8.2%	17.6%	28.3%	45.2%	279