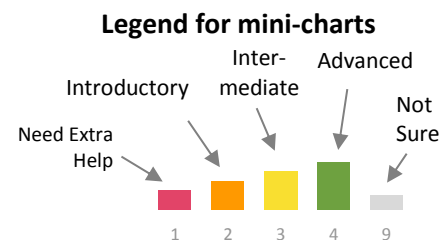


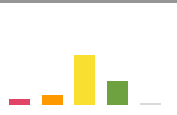
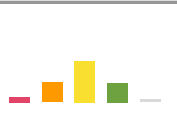
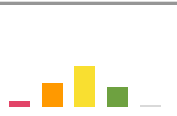
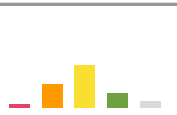


Indicate the level of study you are most comfortable with as you begin your studies at Evergreen.

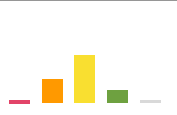
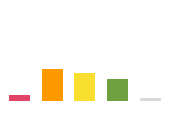
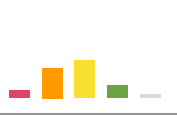
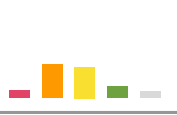
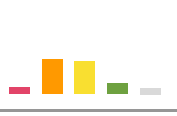
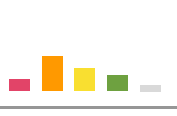
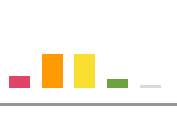
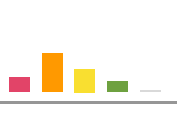

First-time, First-year Students were asked to indicate the level of study they were most comfortable with as they began their studies at Evergreen. The highest comfort level for First-time, First-year respondents was Reading for academic purposes, the lowest comfort level was Math, statistics, and/or quantitative reasoning.



What level of study are you most comfortable with as you being your studies at Evergreen?

Listed in order of comfort	Mean	Need Extra Help (1)	Introductory (2)	Intermediate (3)	Advanced (4)	Not Sure (9)	N
 Reading for academic purposes	3.22	2.8%	10.7%	47.0%	38.4%	1.1%	278
 Using online sources to do research	3.19	2.1%	12.8%	48.6%	35.8%	0.7%	280
 Writing for academic purposes	3.05	5.7%	10.6%	55.0%	27.0%	1.8%	277
 Conducting library research	2.87	6.1%	22.6%	46.6%	21.9%	2.9%	271
 Using computers to organize or present information	2.84	5.7%	25.7%	45.7%	21.4%	1.4%	276
 Social sciences	2.81	3.6%	26.0%	48.0%	15.7%	6.8%	262

What level of study are you most comfortable with as you being your studies at Evergreen?

<i>Listed in order of comfort</i>	Mean	Need Extra Help (1)	Intro-ductory (2)	Inter-mediate (3)	Advanced (4)	Not Sure (9)	N
 History	2.79	3.6%	26.9%	53.0%	14.0%	2.5%	272
 Visual/Media arts (e.g. drawing, film, sculpture)	2.76	6.1%	35.5%	31.2%	24.4%	2.9%	271
 Politics and current events	2.63	8.2%	33.0%	41.2%	14.0%	3.6%	269
 Philosophy/Ethics	2.55	8.2%	37.7%	34.5%	12.5%	7.1%	261
 Culture or international studies	2.55	7.1%	38.8%	35.9%	11.4%	6.8%	262
 Performing arts (e.g. dance, theater, music)	2.50	12.8%	38.4%	24.9%	17.1%	6.8%	262
 Science and scientific methods	2.44	13.2%	37.0%	37.0%	9.6%	3.2%	272
 Foreign language	2.34	16.4%	43.8%	26.0%	12.1%	1.8%	276
 Math, statistics, and/or quantitative reasoning	2.23	28.4%	28.4%	30.5%	10.3%	2.5%	275