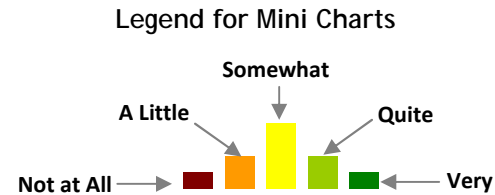


The Evergreen State College
Evergreen New Student Survey 2012
Tacoma Campus



How comfortable are you...?

Students were asked to indicate their level of comfort in several areas related to academics at Evergreen. The table shows responses of Tacoma students sorted from the highest mean response to lowest with the most frequent response for each item bolded. The items with the highest mean responses for Tacoma students were: learning independently and completing projects on your own, asking faculty for extra help or advice, and communicating with faculty or other students in class using e-mail or listservs. The items with the lowest mean responses were: articulating your perspectives in class, asking for help with non-academic concerns, and giving presentations or public speaking.

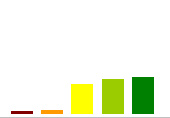
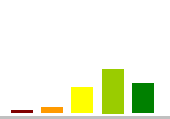
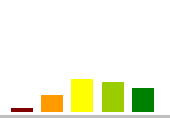
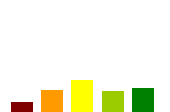
Tacoma students (N=58)

How comfortable are you...?

	<i>Skills Listed from Highest to Lowest Means</i>	Mean	Not At All (0)	A Little (1)	Somewhat (2)	Quite (3)	Very (4)	Missing
	Learning independently and completing projects on your own	3.45	0.0%	0.0%	8.6%	37.9%	53.4%	1
	Asking faculty for extra help or advice	3.36	0.0%	3.4%	8.6%	36.2%	51.7%	1
	Communicating with faculty or other students in class using e-mail or listservs	3.28	0.0%	1.8%	14.0%	38.6%	45.6%	2
	Critically analyzing information	3.02	0.0%	1.7%	29.3%	34.5%	34.5%	1
	Working with other students on class projects.	2.97	1.7%	5.2%	19.0%	43.1%	31.0%	1

Tacoma students (N=58)

How comfortable are you...?

	<i>Skills Listed from Highest to Lowest Means</i>	Mean	Not At All (0)	A Little (1)	Somewhat (2)	Quite (3)	Very (4)	Missing
	Giving and receiving peer critique	2.95	1.7%	3.4%	27.6%	32.8%	34.5%	1
	Articulating your perspectives in class	2.88	1.7%	5.2%	24.1%	41.4%	27.6%	1
	Asking for help with non-academic concerns	2.50	3.4%	15.5%	31.0%	27.6%	22.4%	1
	Giving presentations or public speaking	2.26	8.6%	20.7%	29.3%	19.0%	22.4%	1