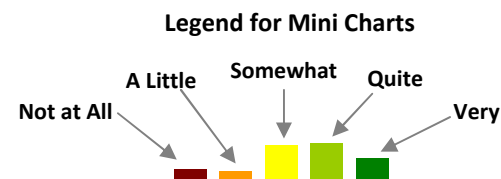


The Evergreen State College
Evergreen New Student Survey 2012
Tacoma Campus



Confidence

Tacoma students were asked to indicate their level of confidence in a series of areas. The table below shows the responses of Tacoma students. Survey items are sorted from highest to lowest mean level of confidence and the most frequent response for each item is bolded. The highest mean level of confidence of Tacoma students was on the following items: will be able to use your education to meet life-long goals, will fit in at Evergreen socially, and have the skills and abilities to succeed at Evergreen. The lowest mean level of confidence were in the following survey items: have the funding to complete studies at Evergreen, will be able to manage any debt incurred while completing their education, and can get the kinds of classes you want at Evergreen.









Tacoma students (N=56)

How confident are you that you...

	<i>Confidence Items Listed from Highest to Lowest Means</i>	Mean	Not at All (0)	A Little (1)	Somewhat (2)	Quite (3)	Very (4)	Missing
	Will be able to use your education to meet life-long goals	3.37	0.0%	5.3%	7.0%	33.3%	54.4%	2
	Will fit in at Evergreen socially	3.32	0.0%	3.5%	5.3%	47.4%	43.9%	2
	Have the skills and abilities to succeed at Evergreen	3.26	0.0%	1.8%	12.3%	43.9%	42.1%	2
	Can manage most interpersonal conflicts	3.19	0.0%	1.8%	15.8%	43.9%	38.6%	2
	Will have the kind of emotional support from family and friends that you need	3.16	1.8%	8.8%	14.0%	22.8%	52.6%	2

Tacoma students (N=56)

How confident are you that you...

	<i>Confidence Items Listed from Highest to Lowest Means</i>	Mean	Not at All (0)	A Little (1)	Somewhat (2)	Quite (3)	Very (4)	Missing
	Will obtain an interdisciplinary education (that combines multiple disciplines or perspectives)	3.13	0.0%	1.8%	23.2%	35.7%	39.3%	3
	Will be able to pursue further education (graduate or professional) if you decide to in the future	3.12	1.8%	7.0%	14.0%	31.6%	45.6%	2
	Will develop skills and expertise in a specific field or fields	3.05	0.0%	5.4%	19.6%	39.3%	35.7%	3
	Will be able to find a satisfying job or make a desired career change after graduation	2.96	0.0%	5.3%	26.3%	35.1%	33.3%	2
	Can manage your time effectively	2.95	0.0%	3.5%	26.3%	42.1%	28.1%	2
	Can get the kinds of classes you want at Evergreen	2.89	0.0%	5.4%	21.4%	51.8%	21.4%	3
	Have the funding to complete your studies at Evergreen	2.47	8.8%	7.0%	31.6%	33.3%	19.3%	2
	Will be able to manage any debt that you incur in completing your education at Evergreen	2.44	1.8%	12.3%	43.9%	24.6%	17.5%	2