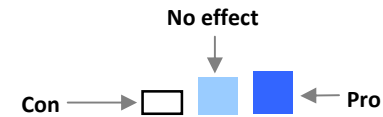


The Evergreen State College
Evergreen New Student Survey 2012
Olympia Campus - First-time, First-years

Legend for Mini Charts



Factors in Decision to Attend Evergreen

First-time, first-year students were asked to indicate how much influence a series of factors had in their decision to attend Evergreen. The factors with the highest mean response for first-time, first-years were: opportunity to design my own education, ability to study one subject or theme through multiple disciplines or perspectives (interdisciplinary learning), and natural surroundings/campus environment. The factors with the lowest mean response were: proximity to family, availability of classes on weekends, and close to job commitments.

First-time, first-year students (N=315)









How much influence did the following factors have on your decision to attend Evergreen?

		Mean	Con (0)	No effect (1)	Pro (2)	Missing
	Skills Listed from Highest to Lowest Means Opportunity to design my own education	1.92	1.3%	5.4%	93.3%	17
	Ability to study one subject or theme through multiple disciplines or perspectives (interdisciplinary learning)	1.91	0.6%	7.6%	91.8%	15
	Natural surroundings/campus environment	1.89	1.6%	7.4%	91.0%	19
	Ability to study in a variety of subjects	1.89	0.0%	11.4%	88.6%	15
	Ability to take integrated programs instead of individual classes	1.88	3.2%	5.8%	91.1%	18

How much influence did the following factors have on your decision to attend Evergreen?

		Mean	Con (0)	No effect (1)	Pro (2)	Missing
	<i>Skills Listed from Highest to Lowest Means</i>					
	Ability to study in a specific field or discipline of my choice	1.88	0.6%	10.8%	88.6%	16
	Close contact with faculty/student-to-faculty ratio	1.86	0.0%	13.5%	86.5%	20
	Ability to avoid studying subjects I'm not interested in	1.82	0.6%	17.2%	82.2%	17
	Quality of faculty teaching	1.77	0.0%	23.3%	76.7%	18
	Students who have values and interests similar to my own	1.75	1.6%	27.3%	71.1%	16
	Ability to apply learning through community projects in class and/or internship opportunities	1.74	0.0%	26.2%	73.8%	18
	Narrative evaluations instead of grades	1.71	4.5%	20.4%	75.1%	18
	Ease of applying or getting accepted to Evergreen	1.70	1.6%	27.3%	71.1%	16
	Opportunities for collaborative learning	1.67	0.6%	31.3%	68.1%	18
	Evergreen's reputation	1.65	7.6%	19.9%	72.5%	15

How much influence did the following factors have on your decision to attend Evergreen?

		Mean	Con (0)	No effect (1)	Pro (2)	Missing
	<i>Skills Listed from Highest to Lowest Means</i>					
	Ability to do independent study	1.61	0.0%	38.9%	61.1%	17
	Availability of financial aid or scholarship	1.38	14.0%	33.7%	52.4%	16
	Cost of Attendance (tuition, living expenses)	1.31	22.0%	24.8%	53.2%	17
	Availability of classes in the evening	1.23	1.3%	74.1%	24.7%	15
	Athletics and Recreation programs	1.21	2.8%	73.4%	23.7%	15
	Proximity to family	1.19	22.3%	36.3%	41.4%	17
	Availability of classes on weekends	1.18	1.9%	78.2%	19.9%	15
	Close to job commitments	1.11	5.1%	79.0%	15.9%	16