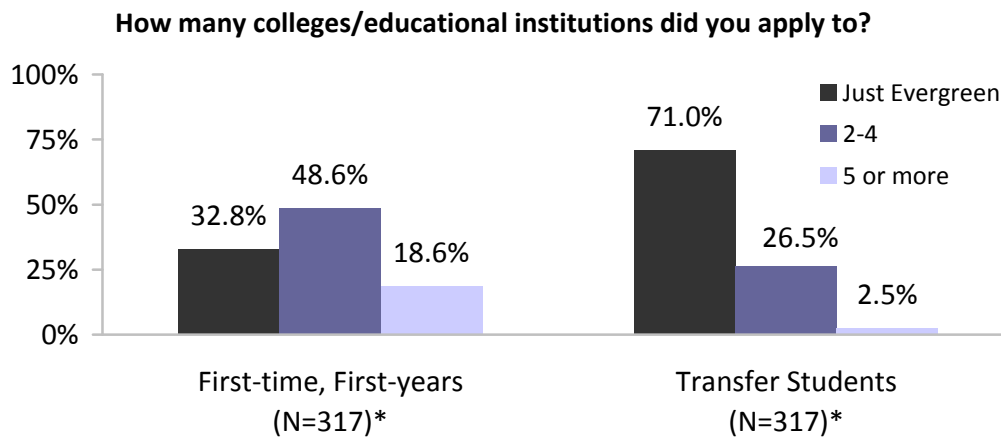


The Evergreen State College
Evergreen New Student Survey 2012
Olympia Campus

How many colleges/educational institutions did you apply to?

Almost 33% of first-time, first-year students and 71% of transfer students indicated applying only to Evergreen. Nearly half of the first-time, first-year students who responded to the survey indicated applying to 2-4 institutions in comparison to 26.5% of transfer students. Approximately 19% percent of first-time, first-year students and 2.5% of transfer students applied to five or more institutions.



How many colleges/educational institutions did you apply to?

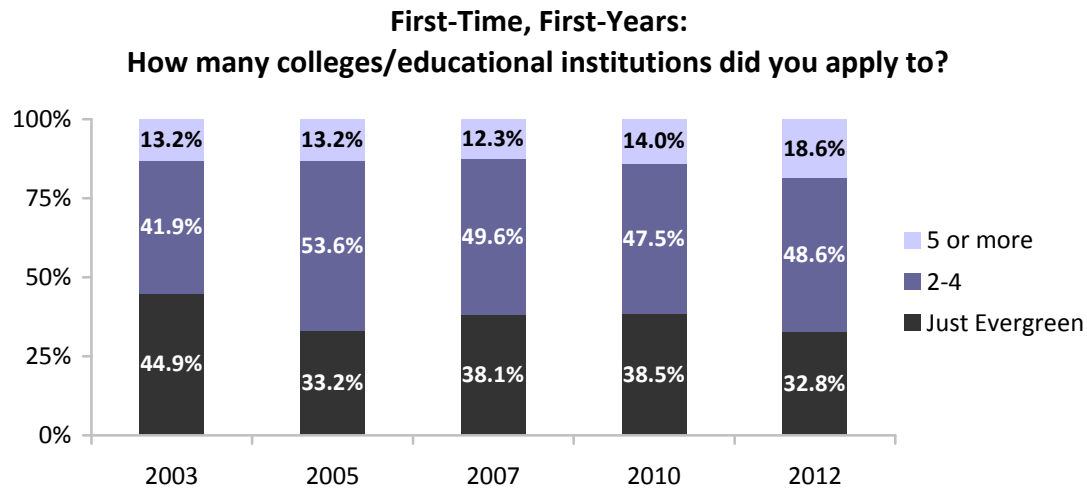
	First-time, First-years (N=317)*	Transfer Students (N=317)*
Just Evergreen	32.8%	71.0%
2-4	48.6%	26.5%
5 or more	18.6%	2.5%

* Does not include students who skipped the question altogether.

The Evergreen State College
Evergreen New Student Survey 2003-2012
Olympia Campus - First-Time, First-Years

How many colleges/educational institutions did you apply to?

The percentage of first-time, first-year students applying only to Evergreen in 2012 was 32.8%, which was about 6% less than that observed in 2010 and the lowest amount measured in nearly a decade. The percentage of first-time, first-years applying to five or more institutions increased by almost 5% to the largest amount measured in the past five administrations of this survey.



How many colleges/educational institutions did you apply to?

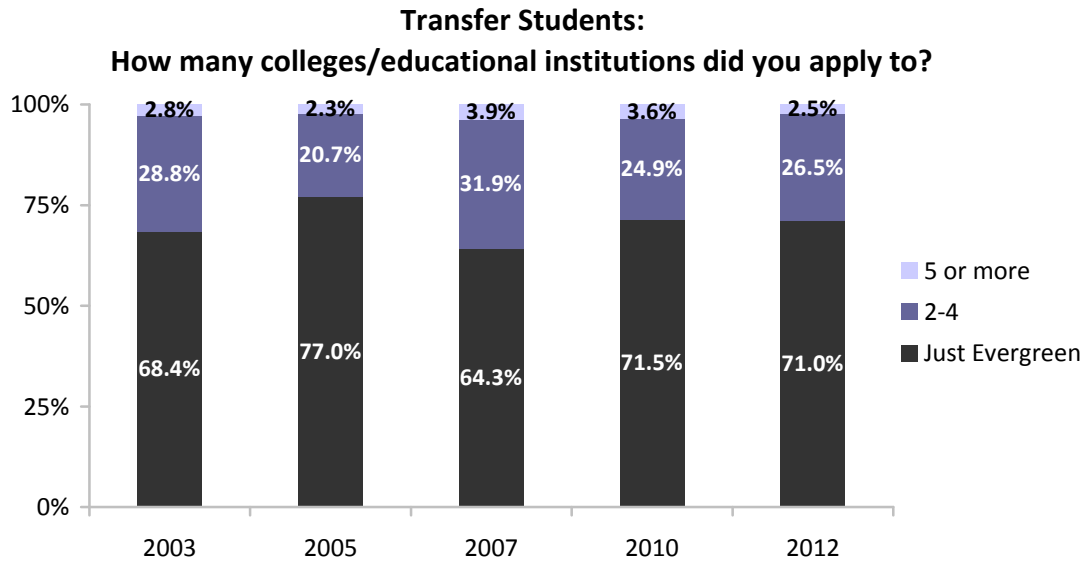
First-time, First-years (N=317)*	2003	2005	2007	2010	2012
Just Evergreen	44.9%	33.2%	38.1%	38.5%	32.8%
2-4	41.9%	53.6%	49.6%	47.5%	48.6%
5 or more	13.2%	13.2%	12.3%	14.0%	18.6%

* Does not include students who skipped the question altogether.

The Evergreen State College
Evergreen New Student Survey 2003-2012
Olympia Campus - Transfer Students

How many colleges/educational institutions did you apply to?

The percentage of transfer student applying to Evergreen only decreased slightly in 2012 to 71%. More transfer students applied to 2 or more institutions in 2012 than did during the previous administration of this survey, but the increase was only about 1%.



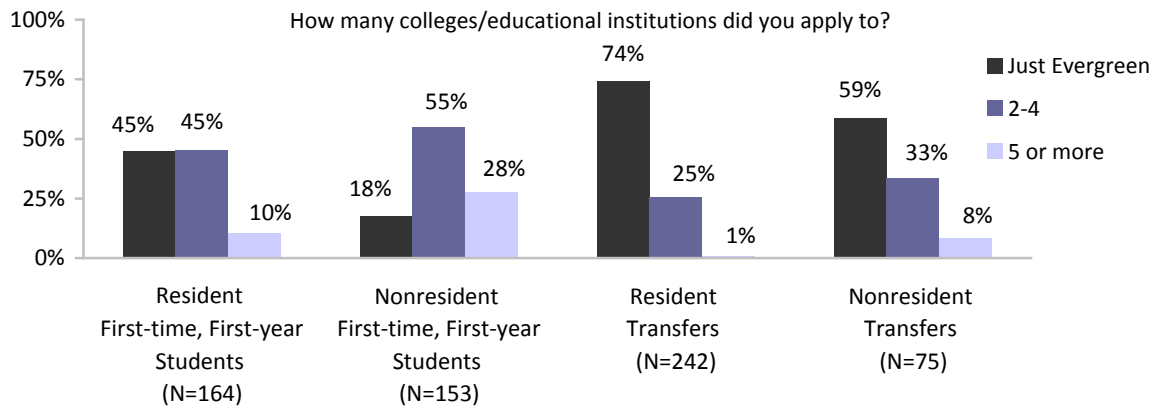
Transfer Students (N=317)*	2003	2005	2007	2010	2012
Just Evergreen	68.4%	77.0%	64.3%	71.5%	71.0%
2-4	28.8%	20.7%	31.9%	24.9%	26.5%
5 or more	2.8%	2.3%	3.9%	3.6%	2.5%

* Does not include students who skipped the question altogether.

The Evergreen State College
Evergreen New Student Survey 2012
Olympia Campus- First-time, First-year and Transfer students

How many colleges/educational institutions did you apply to? Analysis by Residency

Among first-time, first-year Washington State residents an equal percentage applied only to Evergreen as those that applied to 2-4 institutions. More than 80% of nonresident first-time, first-year students applied to 2 or more institutions, whereas a lesser percentage (18%) applied only to Evergreen. Both resident and nonresident transfer students more often applied only to Evergreen than first-time, first-year students.



How many colleges/educational institutions did you apply to?

	Resident First-time, First-year Students (N=164)	Nonresident First-time, First-year Students (N=153)	Resident Transfers (N=242)	Nonresident Transfers (N=75)
Just Evergreen	44.5%	17.6%	74.0%	58.7%
2-4	45.1%	54.9%	25.2%	33.3%
5 or more	10.4%	27.5%	0.8%	8.0%