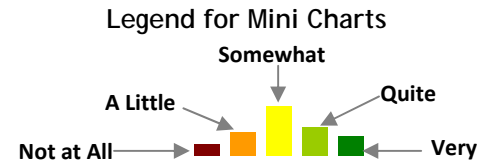


The Evergreen State College
Evergreen New Student Survey 2012
Olympia Campus- First-time, First-years



How comfortable are you...?

Students were asked to indicate their level of comfort in several areas related to academics at Evergreen. The table below shows the responses of first-time, first-years sorted from the highest mean response to the lowest with the most frequent response for each item bolded. The items with the highest mean responses for first-time, first-years were: Learning independently and completing projects on your own, Critically analyzing information, and Giving and receiving peer critique. The items with the lowest mean responses were: Asking for help with non-academic concerns, Giving presentations or public speaking, and Asking faculty for extra help or advice.





First-time, First-year Students (N=318)

How comfortable are you...?

	<i>Skills Listed from Highest to Lowest Means</i>	Mean	Not At All (0)	A Little (1)	Somewhat (2)	Quite (3)	Very (4)	Missing
	Learning independently and completing projects on your own	3.29	0.6%	1.9%	12.9%	37.2%	47.3%	14
	Critically analyzing information	3.04	0.3%	3.1%	21.7%	41.8%	33.0%	13
	Giving and receiving peer critique	2.92	0.6%	4.1%	24.6%	44.2%	26.5%	14
	Working with other students on class projects.	2.90	0.3%	3.8%	25.9%	45.4%	24.6%	14
	Communicating with faculty or other students in class using e-mail or listservs	2.86	0.9%	5.7%	26.6%	40.2%	26.6%	15

First-time, First-year Students (N=318)

How comfortable are you...?

	<i>Skills Listed from Highest to Lowest Means</i>	Mean	Not At All (0)	A Little (1)	Somewhat (2)	Quite (3)	Very (4)	Missing
	Articulating your perspectives in class	2.78	2.5%	6.6%	27.0%	38.1%	25.8%	13
	Asking faculty for extra help or advice	2.71	2.2%	9.1%	28.1%	36.3%	24.3%	14
	Giving presentations or public speaking	2.45	6.3%	12.7%	32.6%	26.9%	21.5%	15
	Asking for help with non-academic concerns	2.16	8.5%	17.6%	38.1%	21.4%	14.5%	13