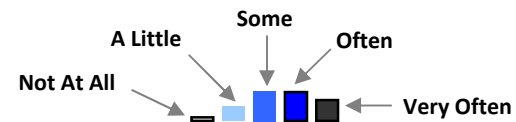


The Evergreen State College
Evergreen New Student Survey 2012
Olympia Campus - Transfer students

Legend for Mini Charts

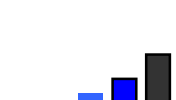
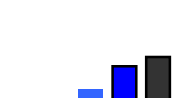
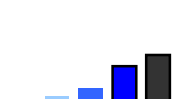
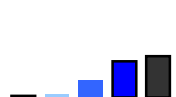


How often have you...?

New students were asked to indicate how often they have interacted with people different from themselves. For transfer students, the item with the highest mean response was: interacted with people of a different sexual or gender orientation than yourself.

Transfer students (N=322)

How often have you?

		Mean	Not At All (0)	A Little (1)	Some (2)	Often (3)	Very Often (4)	Missing
	<i>Skills Listed from Highest to Lowest Means</i>							
	Interacted with people of a different sexual or gender orientation than yourself	3.29	1.6%	2.8%	14.0%	28.7%	53.0%	8
	Interacted with people of a different religion or of different spiritual beliefs	3.24	0.6%	3.4%	13.4%	36.6%	46.0%	7
	Interacted with people of a different race or ethnicity than your own	3.22	0.0%	5.3%	13.4%	35.1%	46.3%	7
	Interacted with people of different political beliefs	3.13	1.6%	3.4%	17.1%	36.3%	41.6%	7