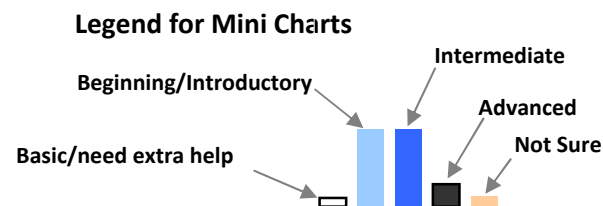


The Evergreen State College
Evergreen New Student Survey 2012
Olympia Campus - First-time, First-years



Please indicate the level of study you are most comfortable with as you begin your studies at Evergreen.

New students were asked to indicate the level of study they were most comfortable with as they began their studies at Evergreen. The table below shows levels of study for first-time, first-years sorted by the highest mean response to the lowest. The most common response is in bold for each item. The areas with the highest mean reported level of skill for first-time, first-years were: reading for academic purposes, using online sources to do research, and writing for academic purposes. The areas with the lowest means were: math, statistics, and/or quantitative reasoning; performing arts, and foreign language.

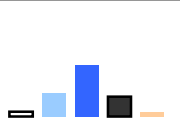
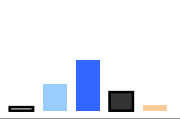
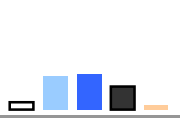
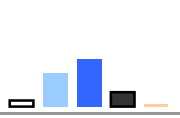
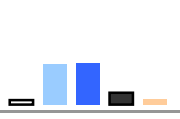
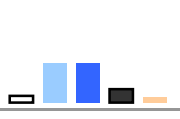
First time, First-years (N=320)

Please indicate the level of study you are most comfortable with as you begin your studies at Evergreen.

	<i>Skills Listed from Highest to Lowest Means</i>	Mean	Need extra help (1)	Beginning/Introductory (2)	Intermediate (3)	Advanced (4)	Not Sure	Missing
	Reading for academic purposes	3.34	1.2%	8.0%	45.4%	43.5%	1.9%	13
	Using online sources to do research	3.22	3.4%	8.0%	50.3%	36.4%	1.9%	13
	Writing for academic purposes	3.18	3.7%	10.2%	48.5%	34.6%	3.1%	17
	Using computers to organize or present information	2.92	6.2%	19.4%	48.5%	24.4%	1.5%	12
	History	2.87	2.5%	25.2%	55.0%	16.8%	0.6%	11


First time, First-years (N=320)

Please indicate the level of study you are most comfortable with as you begin your studies at Evergreen.

	<i>Skills Listed from Highest to Lowest Means</i>	Mean	Need extra help (1)	Beginning/ Introductory (2)	Intermediate (3)	Advanced (4)	Not Sure	Missing
	Conducting library research	2.87	4.6%	22.5%	49.4%	19.1%	4.3%	21
	Social sciences	2.85	3.4%	25.7%	48.3%	18.0%	4.6%	23
	Visual/Media arts (e.g. drawing, film, sculpture)	2.74	7.2%	32.4%	34.0%	22.1%	4.4%	24
	Politics and current events	2.70	5.9%	31.8%	45.8%	14.0%	2.5%	18
	Culture or international studies	2.62	4.4%	39.3%	39.6%	11.5%	5.3%	27
	Philosophy/Ethics	2.60	6.5%	37.7%	37.4%	13.1%	5.3%	27
	Science and scientific methods	2.53	12.7%	30.6%	45.1%	9.9%	1.9%	13
	Performing arts (e.g. dance, theater, music)	2.49	13.9%	35.9%	29.1%	15.8%	5.3%	25
	Foreign language	2.35	15.2%	41.9%	32.3%	8.4%	2.2%	16

First time, First-years (N=320)

Please indicate the level of study you are most comfortable with as you begin your studies at Evergreen.

	<i>Skills Listed from Highest to Lowest Means</i>	Mean	Need extra help (1)	Beginning/ Introductory (2)	Intermediate (3)	Advanced (4)	Not Sure	Missing
	Math, statistics, and/or quantitative reasoning	2.34	25.6%	24.1%	38.0%	10.5%	1.9%	13