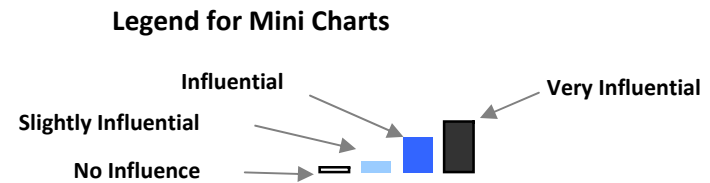


**The Evergreen State College**  
**Evergreen New Student Survey 2010**  
*Tacoma Program*



**Factors in Decision to Attend Evergreen**

New students were asked to indicate how much influence a series of factors had in their decision to attend Evergreen. The factors with the highest mean response for transfer students were: Opportunity to design my own education, Ability to take integrated programs instead of individual classes, and Ability to study one subject or theme through multiple disciplines or perspectives (interdisciplinary learning). The factors with the lowest mean response were: Athletics and Recreation programs, Natural beauty of the area, and Availability of classes on weekends.

**Tacoma Students (N=65)**








**How much influence did the following factors have on your decision to attend Evergreen?**

		Mean	No Influence (0)	Slightly Influential (1)	Influential (2)	Very Influential (3)	Missing
	Opportunity to design my own education	2.51	0.0%	7.7%	33.8%	<b>58.5%</b>	0
	Ability to take integrated programs instead of individual classes	2.45	3.1%	6.2%	33.8%	<b>56.9%</b>	0
	Ability to study one subject or theme through multiple disciplines or perspectives (interdisciplinary learning)	2.45	0.0%	10.8%	33.8%	<b>55.4%</b>	0
	Quality of faculty teaching	2.40	4.6%	4.6%	36.9%	<b>53.8%</b>	0
	Class size/close contact with faculty	2.40	3.1%	9.2%	32.3%	<b>55.4%</b>	0

**How much influence did the following factors have on your decision to attend Evergreen?**

		Mean	No Influence (0)	Slightly Influential (1)	Influential (2)	Very Influential (3)	Missing
	<i>Skills Listed from Highest to Lowest Means</i>						
	Ability to study in a specific field or discipline of your choice	2.38	3.1%	6.2%	40.0%	<b>50.8%</b>	0
	Availability of classes in the evening	2.32	10.8%	3.1%	29.2%	<b>56.9%</b>	0
	Ability to study in variety of subjects	2.31	4.6%	6.2%	43.1%	<b>46.2%</b>	0
	Opportunities for collaborative learning	2.31	4.6%	9.2%	36.9%	<b>49.2%</b>	0
	Ability to apply learning through community projects in class and/or internship opportunities	2.30	4.7%	10.9%	34.4%	<b>50.0%</b>	1
	Availability of financial aid or scholarship	2.25	6.2%	15.4%	26.2%	<b>52.3%</b>	0
	Evergreen's reputation	2.23	4.6%	9.2%	<b>44.6%</b>	41.5%	0
	Ability to do independent study	2.23	4.6%	16.9%	29.2%	<b>49.2%</b>	0
	Cost of Attendance (tuition, living expenses)	2.12	9.2%	7.7%	<b>44.6%</b>	38.5%	0
	Close to family and/or job commitments	2.03	18.5%	10.8%	20.0%	<b>50.8%</b>	0

**How much influence did the following factors have on your decision to attend Evergreen?**

		Mean	No Influence (0)	Slightly Influential (1)	Influential (2)	Very Influential (3)	Missing
	<i>Skills Listed from Highest to Lowest Means</i>						
	Ability to avoid studying subjects I'm not interested in	1.97	9.2%	21.5%	32.3%	<b>36.9%</b>	0
	Students who have values and interests similar to my own	1.92	17.5%	9.5%	<b>36.5%</b>	<b>36.5%</b>	2
	Ease of applying or getting accepted to Evergreen	1.89	15.6%	20.3%	23.4%	<b>40.6%</b>	1
	Narrative evaluations instead of grades	1.82	13.8%	27.7%	21.5%	<b>36.9%</b>	0
	Availability of classes on weekends	1.77	27.7%	7.7%	24.6%	<b>40.0%</b>	0
	Natural beauty of the area	1.08	<b>39.1%</b>	32.8%	9.4%	18.8%	1
	Athletics and Recreation programs	0.43	<b>73.8%</b>	16.9%	1.5%	7.7%	0