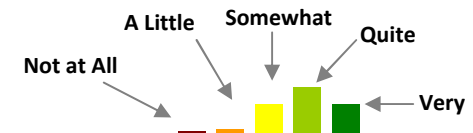


**The Evergreen State College**  
**Evergreen New Student Survey 2010**  
*Tacoma Program*

Legend for Mini Charts



**Confidence**

New students were asked to indicate their level of confidence in a series of areas. The table below shows the responses for new Tacoma Program students. Survey items are sorted from highest to lowest mean level of confidence and the most frequent response for each item is bolded. The highest mean level of confidence for new Tacoma Program students were on the following items: Will be able to use your education to meet life-long goals, Have the skills and abilities to succeed at Evergreen, and Will have the kind of emotional support from family and friends that you need. New Tacoma Program students had the lowest mean level of confidence that they: Have the funding to complete studies at Evergreen, Will be able to manage any debt incurred while completing their education at Evergreen, and Can get the kinds of classes they want at Evergreen.









**Tacoma Students (N=65)**

**How confident are you that you...**

	Confidence Items Listed from Highest to Lowest Means	Mean	Not at All (0)	A Little (1)	Somewhat (2)	Quite (3)	Very (4)	Missing
	Will be able to use your education to meet life-long goals	3.47	0.0%	0.0%	9.4%	34.4%	<b>56.3%</b>	1
	Have the skills and abilities to succeed at Evergreen	3.46	0.0%	0.0%	12.7%	28.6%	<b>58.7%</b>	2
	Will have the kind of emotional support from family and friends that you need	3.44	0.0%	4.7%	6.3%	29.7%	<b>59.4%</b>	1
	Will fit in at Evergreen socially	3.38	0.0%	1.6%	11.1%	34.9%	<b>52.4%</b>	2
	Can manage most interpersonal conflicts	3.38	0.0%	3.2%	6.3%	39.7%	<b>50.8%</b>	2

Tacoma Students (N=65)

How confident are you that you...

	Confidence Items Listed from Highest to Lowest Means	Mean	Not at All (0)	A Little (1)	Somewhat (2)	Quite (3)	Very (4)	Missing
	Will obtain an interdisciplinary education (that combines multiple disciplines or perspectives)	3.36	0.0%	0.0%	12.5%	39.1%	<b>48.4%</b>	1
	Will be able to pursue further education (graduate or professional) if you decide to in the future	3.34	1.6%	1.6%	10.9%	32.8%	<b>53.1%</b>	1
	Will develop skills and expertise in a specific field or fields	3.33	0.0%	0.0%	12.5%	42.2%	<b>45.3%</b>	1
	Will be able to find a satisfying job or make a desired career change after graduation	3.25	0.0%	0.0%	18.8%	37.5%	<b>43.8%</b>	1
	Can manage your time effectively	3.17	0.0%	3.1%	15.6%	<b>42.2%</b>	39.1%	1
	Can get the kinds of classes you want at Evergreen	2.92	1.6%	0.0%	31.3%	<b>39.1%</b>	28.1%	1
	Will be able to manage any debt that you incur in completing your education at Evergreen	2.89	1.6%	3.1%	26.6%	<b>42.2%</b>	26.6%	1
	Have the funding to complete your studies at Evergreen	2.66	0.0%	11.3%	<b>35.5%</b>	29.0%	24.2%	3