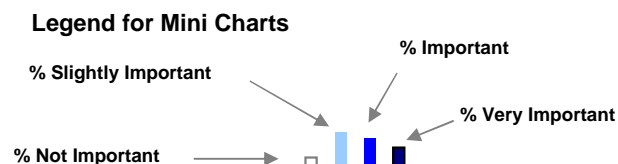



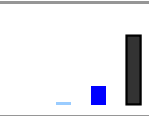

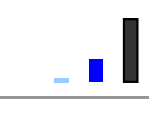
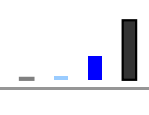
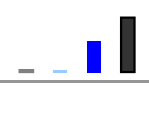
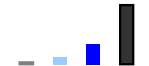
**The Evergreen State College**  
**Evergreen New Student Survey 2007**  
*Tacoma Program*


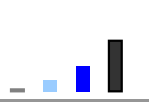
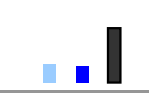
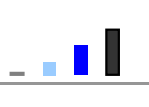
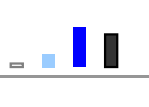
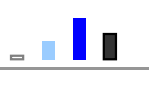







**How important are the following goals for you in earning your college degree?**

New Tacoma students were asked to indicate how important a series of goals were in earning their degree. The table below shows the series of questions sorted from the highest to the lowest mean response for first-year, first-time students and transfer students. 100% of new Tacoma students said that achieving success/satisfaction or personal growth and development were "important" or "very important" to them in earning their college degree. A total of 98% stated that being a more informed individual was "important" or "very important" to them.

**How important are the following goals for you in earning your college degree?**  
 Tacoma Students (N=50)

<i>Goals Listed from Highest to Lowest Means</i> <i>Scale: 0=Not Important, 1=Slightly Important, 2=Important, 3=Very Important</i>	Mean	Not Important (0)	Slightly Important (1)	Important (2)	Very Important (3)	Missing
 Personal growth and development or achieving personal success/satisfaction	2.96	0.0%	0.0%	4.1%	95.9%	1
 Being a more informed individual	2.76	0.0%	2.0%	20.4%	77.6%	1
 Being prepared for further education (graduate, professional, or doctoral)	2.76	2.0%	4.1%	10.2%	83.7%	1
 Gaining expertise in a particular field	2.67	0.0%	4.2%	25.0%	70.8%	2
 Getting a job of your choice or making a career change	2.59	2.0%	4.1%	26.5%	67.3%	1
 Having a better understanding and appreciation for differences (ethnic, political, etc.)	2.55	2.0%	2.0%	34.7%	61.2%	1
 Developing creative and effective communication skills (e.g. speaking and writing)	2.54	2.1%	8.3%	22.9%	66.7%	2

<i>Goals Listed from Highest to Lowest Means</i> <i>Scale: 0=Not Important, 1=Slightly Important, 2=Important, 3=Very Important</i>		Mean	Not Important (0)	Slightly Important (1)	Important (2)	Very Important (3)	Missing
	Helping others or contributing to the community	2.51	0.0%	6.1%	36.7%	57.1%	1
	Gaining an understanding of a broad range of ideas and fields of study	2.41	2.0%	12.2%	28.6%	57.1%	1
	Getting involved or initiating change in community, state, or national politics	2.41	0.0%	20.4%	18.4%	61.2%	1
	Making more money	2.33	2.0%	14.3%	32.7%	51.0%	1
	Having computer skills	2.14	4.1%	14.3%	44.9%	36.7%	1
	Conserving and restoring the environment	2.00	4.1%	20.4%	46.9%	28.6%	1
	Developing the ability to understand and use science, and scientific principles and methods	2.00	2.1%	31.3%	31.3%	35.4%	2
	Developing the ability to understand and use mathematics, statistics and quantitative reasoning	1.86	4.1%	34.7%	32.7%	28.6%	1
	Starting or improving a business	1.77	20.8%	16.7%	27.1%	35.4%	2
	Developing artistic abilities (e.g. video, sculpture, painting, film, photography)	1.55	12.2%	38.8%	30.6%	18.4%	1
	Meeting the expectations of friends and family	1.41	20.4%	32.7%	32.7%	14.3%	1