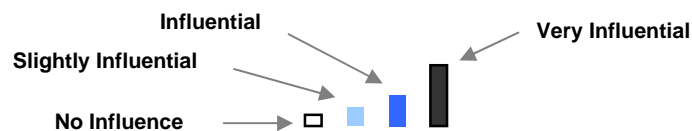


The Evergreen State College
Evergreen New Student Survey 2007
Tacoma Program

Legend for Mini Charts



Decision to Attend Evergreen

New students were asked to indicate how much influence a series of factors had on their decision to attend Evergreen. The factors with the highest mean responses for new students to the Tacoma Program were: Evergreen's reputation and the Ability to study one subject or theme through multiple disciplines or perspectives.

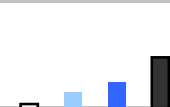
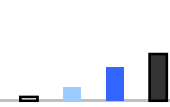
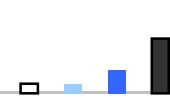
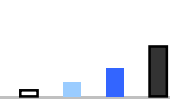
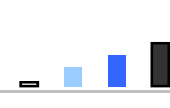
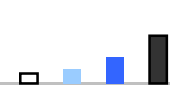
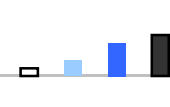
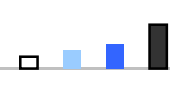
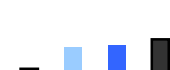
Tacoma Students (N=50)

How much influence did the following factors have on your decision to attend Evergreen?

	<i>Items listed from highest to lowest mean response. Skills Listed from Highest to Lowest Means Scale:</i>	Mean	No Influence	Slightly Influential	Influential	Very Influential	Missing
	Evergreen's reputation	2.38	2.0%	18.0%	20.0%	60.0%	0
	Ability to study one subject or theme through multiple disciplines or perspectives	2.35	4.1%	16.3%	20.4%	59.2%	1
	Class size/close contact with faculty	2.32	2.0%	18.0%	26.0%	54.0%	0
	Opportunity to design your own education	2.31	4.1%	18.4%	20.4%	57.1%	1
	Ability to take integrated programs instead of individual classes	2.31	4.1%	10.2%	36.7%	49.0%	1
	Ability to study in variety of subjects	2.30	2.0%	12.0%	40.0%	46.0%	0

Tacoma Students (N=50)

How much influence did the following factors have on your decision to attend Evergreen?

	<i>Items listed from highest to lowest mean response. Skills Listed from Highest to Lowest Means Scale:</i>	Mean	No Influence	Slightly Influential	Influential	Very Influential	Missing
	Ability to study in a specific field or discipline of your choice	2.27	4.2%	16.7%	27.1%	52.1%	2
	Quality of faculty teaching	2.26	4.0%	14.0%	34.0%	48.0%	0
	Availability of classes on evenings and weekends	2.26	10.0%	10.0%	24.0%	56.0%	0
	Ability to apply learning through community projects in class and/or internship opportunities	2.24	6.1%	14.3%	28.6%	51.0%	1
	Students who have values and interests similar to my own	2.16	4.0%	20.0%	32.0%	44.0%	0
	Availability of financial aid or scholarship	2.14	10.2%	14.3%	26.5%	49.0%	1
	Ability to do independent study	2.10	8.0%	16.0%	34.0%	42.0%	0
	Cost of attendance (tuition, living expenses)	2.02	12.2%	18.4%	24.5%	44.9%	1
	Ability to avoid studying subjects I'm not interested in	1.96	6.0%	28.0%	30.0%	36.0%	0

Tacoma Students (N=50)

How much influence did the following factors have on your decision to attend Evergreen?

	<i>Items listed from highest to lowest mean response. Skills Listed from Highest to Lowest Means Scale:</i>	Mean	No Influence	Slightly Influential	Influential	Very Influential	Missing
	Narrative evaluations instead of grades	1.92	12.0%	28.0%	16.0%	44.0%	0
	Ease of applying or getting accepted to Evergreen	1.92	10.2%	18.4%	40.8%	30.6%	1
	Natural beauty of the area	1.27	32.7%	30.6%	14.3%	22.4%	1