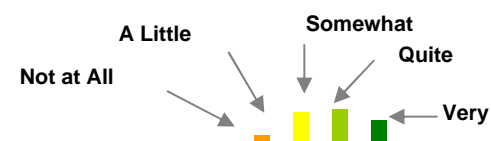


**The Evergreen State College**  
**Evergreen New Student Survey 2007**  
*Tacoma Program*

Legend for Mini Charts



**Confidence**

New students were asked to indicate their level of confidence in various areas. The items in the table below summarize the responses of new students to the Tacoma program. Items are sorted below from highest to lowest mean level of confidence. The highest mean levels of confidence were in response to the items: Have the skills and abilities to succeed at Evergreen, Will be able to use your education to meet life-long goals, and Will be able to pursue a further education if you decide to in the future. Lowest mean levels of confidence were in response to: Can get the kinds of classes you want at Evergreen; Will be able to manage any debt that you incur in completing your education at Evergreen; and Have the funding to complete your studies at Evergreen.


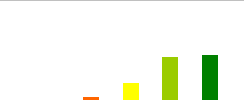
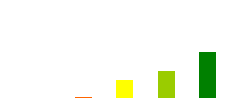


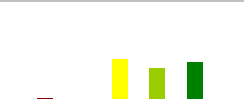
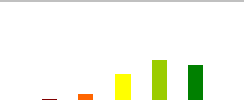
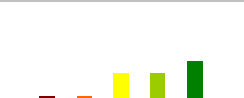
Tacoma Students (N=50)

How confident are you that you...

	<i>Confidence Items Listed from Highest to Lowest Means Scale: 0=Not at All, 1=A Little, 2 = Somewhat, 3=Quite, 4=Very</i>	Mean	Not at All (0)	A Little (1)	Somewhat (2)	Quite (3)	Very (4)	Missing
	Have the skills and abilities to succeed at Evergreen	3.54	0.0%	2.0%	8.0%	24.0%	66.0%	0
	Will be able to use your education to meet life-long goals	3.43	0.0%	8.2%	4.1%	24.5%	63.3%	1
	Will be able to pursue further education (graduate or professional) if you decide to in the future	3.40	0.0%	2.0%	12.0%	30.0%	56.0%	0
	Will obtain an interdisciplinary education	3.34	0.0%	2.0%	12.0%	36.0%	50.0%	0
	Can manage most interpersonal conflicts	3.32	0.0%	4.0%	10.0%	36.0%	50.0%	0

Tacoma Students (N=50)

How confident are you that you...

	<i>Confidence Items Listed from Highest to Lowest Means Scale: 0=Not at All, 1=A Little, 2 = Somewhat, 3=Quite, 4=Very</i>	Mean	Not at All (0)	A Little (1)	Somewhat (2)	Quite (3)	Very (4)	Missing
	Will have the kind of emotional support from family and friends that you need	3.22	0.0%	12.0%	12.0%	18.0%	58.0%	0
	Will develop skills and expertise in a specific field or fields	3.16	0.0%	4.1%	16.3%	38.8%	40.8%	1
	Will fit in at Evergreen socially	3.12	0.0%	6.1%	20.4%	28.6%	44.9%	1
	Will be able to find a satisfying job or make a desired career change after graduation	3.00	2.0%	8.0%	14.0%	40.0%	36.0%	0
	Can manage your time effectively	2.98	4.1%	6.1%	18.4%	30.6%	40.8%	1
	Can get the kinds of classes you want at Evergreen	2.92	2.0%	0.0%	36.0%	28.0%	34.0%	0
	Will be able to manage any debt that you incur in completing your education at Evergreen	2.90	2.0%	6.0%	24.0%	36.0%	32.0%	0
	Have the funding to complete your studies at Evergreen	2.80	6.0%	6.0%	26.0%	26.0%	36.0%	0