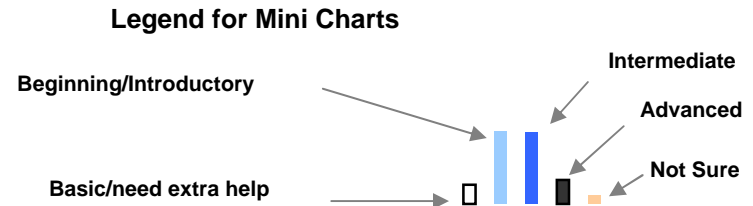


The Evergreen State College
Evergreen New Student Survey 2007
Olympia Campus - Transfer Students



Please indicate the level of study you are most comfortable with as you begin your studies at Evergreen.

New students were asked to indicate the level of study they were most comfortable with as they began their studies at Evergreen. The table below shows levels of study for transfer students sorted by the highest mean response to the lowest. The most common response is in bold for each item. The areas with the highest mean reported level of skill for were: Reading for academic purposes, Writing for academic purposes, and Using computers to present work, find information or solve problems. The areas with the lowest means were: Math, statistics, and/or quantitative reasoning, Learning a foreign language, and Performing arts.

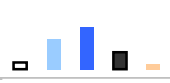

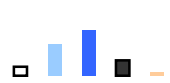
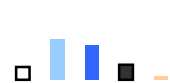
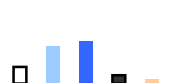
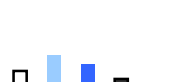
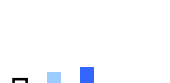
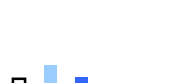

Transfer Students (N=363)

Please indicate the level of study you are most comfortable with as you begin your studies at Evergreen.

	<i>Skills Listed from Highest to Lowest Means Scale: 1=Basic/need extra help, 2=Beginning/Introductory, 3=Intermediate, 4=Advanced</i>	Mean	Basic/need extra help (1)	Beginning/ Introductory (2)	Intermediate (3)	Advanced (4)	Not Sure	Missing
	Reading for academic purposes	3.29	2.2%	7.0%	49.3%	40.1%	1.4%	4
	Writing for academic purposes	3.17	3.3%	9.2%	52.2%	32.8%	2.5%	3
	Using computers to present work, find information, or solve problems	2.94	5.3%	23.1%	41.5%	27.9%	2.2%	4
	Social sciences	2.86	4.8%	22.4%	51.3%	18.5%	3.1%	6
	Literature	2.82	6.9%	23.3%	47.2%	19.4%	3.1%	3

Transfer Students (N=363)

Please indicate the level of study you are most comfortable with as you begin your studies at Evergreen.

	<i>Skills Listed from Highest to Lowest Means Scale: 1=Basic/need extra help, 2=Beginning/Introductory, 3=Intermediate, 4=Advanced</i>	Mean	Basic/need extra help (1)	Beginning/ Introductory (2)	Intermediate (3)	Advanced (4)	Not Sure	Missing
	Culture or international studies	2.73	6.7%	29.3%	42.2%	16.8%	5.0%	5
	History	2.66	6.5%	32.0%	46.9%	12.1%	2.5%	7
	Politics and current events	2.66	8.7%	30.4%	43.3%	14.8%	2.8%	5
	Philosophy	2.50	12.0%	38.2%	32.3%	14.2%	3.3%	4
	Science and scientific methods	2.40	15.3%	34.5%	38.7%	7.8%	3.6%	4
	Visual arts (e.g. drawing, film, sculpture)	2.35	20.9%	34.9%	27.1%	13.7%	3.4%	5
	Math, statistics, and/or quantitative reasoning	2.28	23.7%	30.1%	34.0%	8.1%	4.2%	4
	Learning a foreign language	2.17	25.1%	37.2%	26.5%	7.5%	3.6%	5
	Performing arts (e.g. dance theater, music)	2.14	28.7%	34.8%	19.8%	11.1%	5.6%	4