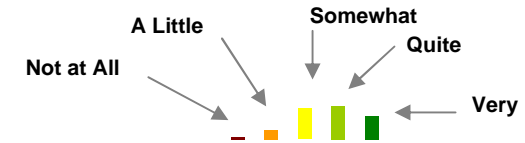


The Evergreen State College
Evergreen New Student Survey 2007
Olympia Campus - Transfer Students

Legend for Mini Charts



Confidence

New students were asked to indicate their level of confidence in a series of areas. The table below shows the responses of transfer students. Survey items are sorted from highest to lowest mean level of confidence. The most common response for each item is in bold. Both first-time, first-year students and transfer students had the highest mean level of confidence on the items: will obtain an interdisciplinary education, will be able to use your education to meet life-long goals, and have the skills and abilities to succeed at Evergreen. Both first-time, first-year students and transfer students had the lowest mean level of confidence on the items: having the funding to complete studies at Evergreen, being able to manage any debt incurred while completing their education, and managing time effectively.

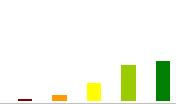
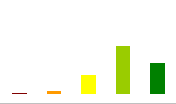
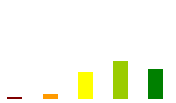
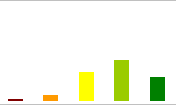
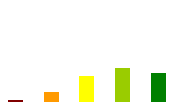
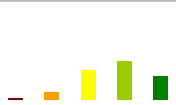
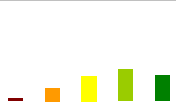
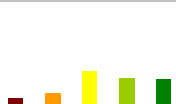
Transfer Students (N=363)

How confident are you that you...

	<i>Confidence Items Listed from Highest to Lowest Means</i>	Mean	Not at All (0)	A Little (1)	Somewhat (2)	Quite (3)	Very (4)	Missing
	Have the skills and abilities to succeed at Evergreen	3.29	0.0%	1.1%	13.8%	40.1%	45.0%	1
	Will be able to use your education to meet life-long goals	3.29	0.0%	3.0%	13.0%	36.2%	47.8%	1
	Will obtain an interdisciplinary education	3.19	0.8%	1.1%	16.3%	41.8%	39.9%	2
	Will have the kind of emotional support from family and friends that you need	3.14	1.7%	4.7%	18.0%	29.8%	45.9%	1
	Will develop skills and expertise in a specific field or fields	3.09	0.6%	3.3%	17.7%	43.8%	34.6%	2

Transfer Students (N=363)

How confident are you that you...

	<i>Confidence Items Listed from Highest to Lowest Means</i>	Mean	Not at All (0)	A Little (1)	Somewhat (2)	Quite (3)	Very (4)	Missing
	Will be able to pursue further education (graduate or professional) if you decide to in the future	3.09	1.4%	5.0%	17.5%	35.7%	40.4%	2
	Can manage most interpersonal conflicts	3.07	0.3%	2.5%	18.2%	48.1%	30.9%	1
	Will be able to find a satisfying job or make a desired career change after graduation	2.91	1.1%	4.4%	26.5%	38.4%	29.6%	1
	Can get the kinds of classes you want at Evergreen	2.81	1.1%	5.3%	28.8%	41.6%	23.3%	2
	Will fit in at Evergreen socially	2.79	1.7%	9.4%	26.0%	34.1%	28.8%	2
	Can manage your time effectively	2.75	1.7%	6.9%	29.6%	38.7%	23.2%	1
	Will be able to manage any debt that you incur in completing your education at Evergreen	2.66	2.5%	13.6%	25.6%	32.2%	26.1%	3
	Have the funding to complete your studies at Evergreen	2.54	5.2%	10.8%	33.1%	26.0%	24.9%	1