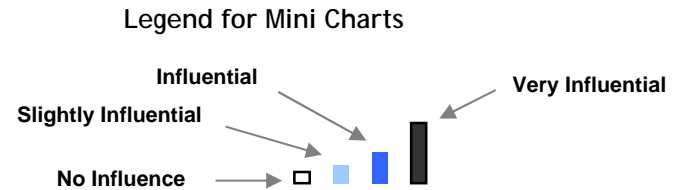


The Evergreen State College
Evergreen New Student Survey 2007
Olympia Campus - Transfer Students



Factors in Decision to Attend Evergreen

New students were asked to indicate how much influence a series of factors had in their decision to attend Evergreen. The factors with the highest mean response for transfer students were: Opportunity to design your own education, Ability to study in a specific field or discipline of your choice and, Ability to take integrated programs instead of individual classes. The factors with the lowest mean response were: Cost of attendance, Availability of financial aid or scholarship, and Availability of classes on evenings and weekends.










Transfer Students (N=363)

How much influence did the following factors have on your decision to attend Evergreen?

	<i>Skills Listed from Highest to Lowest Means Scale: 0=No Influence, 1=Slightly Influential, 2=Influential, 3=Very Influential</i>	Mean	No Influence (0)	Slightly Influential (1)	Influential (2)	Very Influential (3)	Missing
	Opportunity to design your own education	2.44	3.9%	8.9%	26.9%	60.3%	3
	Ability to study in a specific field or discipline of your choice	2.36	3.3%	9.4%	34.7%	52.5%	3
	Ability to take integrated programs instead of individual classes	2.33	5.2%	11.0%	29.6%	54.1%	1
	Ability to study in variety of subjects	2.28	4.1%	8.6%	42.8%	44.5%	1
	Ability to study one subject or theme through multiple disciplines or perspectives	2.25	5.0%	12.7%	34.3%	48.1%	1





Transfer Students (N=363)

How much influence did the following factors have on your decision to attend Evergreen?

	<i>Skills Listed from Highest to Lowest Means Scale: 0=No Influence, 1=Slightly Influential, 2=Influential, 3=Very Influential</i>	Mean	No Influence (0)	Slightly Influential (1)	Influential (2)	Very Influential (3)	Missing
	Class size/close contact with faculty	2.19	7.2%	11.4%	36.8%	44.6%	2
	Ability to apply learning through community projects in class and/or internship opportunities	2.15	6.1%	15.5%	35.4%	43.1%	1
	Quality of faculty teaching	2.09	8.3%	12.4%	41.4%	37.8%	1
	Ability to do independent study	1.99	9.1%	21.8%	30.4%	38.7%	1
	Evergreen's reputation	1.98	10.2%	18.0%	35.5%	36.3%	2
	Ability to avoid studying subjects I'm not interested in	1.90	14.3%	19.9%	26.9%	38.9%	6
	Students who have values and interests similar to my own	1.84	16.0%	15.7%	36.5%	31.8%	1
	Natural beauty of the area	1.80	12.7%	22.4%	37.1%	27.7%	2
	Narrative evaluations instead of grades	1.80	16.6%	21.3%	27.3%	34.8%	1

Transfer Students (N=363)

How much influence did the following factors have on your decision to attend Evergreen?

	<i>Skills Listed from Highest to Lowest Means Scale: 0=No Influence, 1=Slightly Influential, 2=Influential, 3=Very Influential</i>	Mean	No Influence (0)	Slightly Influential (1)	Influential (2)	Very Influential (3)	Missing
	Ease of applying or getting accepted to Evergreen	1.64	18.3%	25.2%	31.0%	25.5%	2
	Cost of attendance (tuition, living expenses)	1.52	21.3%	27.3%	29.8%	21.5%	1
	Availability of financial aid or scholarship	1.31	31.2%	25.4%	24.9%	18.5%	1
	Availability of classes on evenings and weekends	1.07	43.4%	23.2%	16.9%	16.6%	1