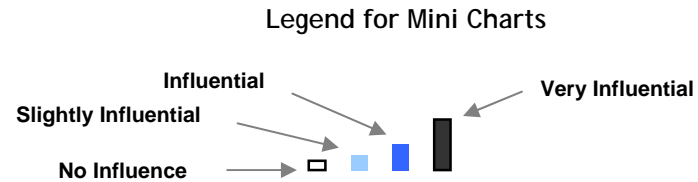


**The Evergreen State College**  
**Evergreen New Student Survey 2007**  
*Olympia Campus - First-time, First-years*



**Factors in Decision to Attend Evergreen**

New students were asked to indicate how much influence a series of factors had in their decision to attend Evergreen. The factors with the highest mean responses for first-time, first-years were: Opportunity to design your own education, Ability to study in a variety of subjects and Ability to take integrated programs instead of individual. For transfer students the factors with the highest mean responses were: Opportunity to design your own education, Ability to study in a specific field or discipline of your choice and Ability to take integrated programs instead of individual classes.

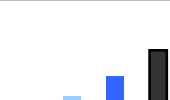
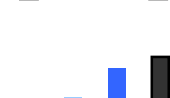
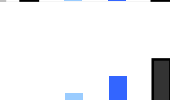
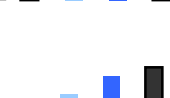


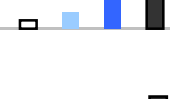
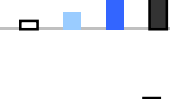
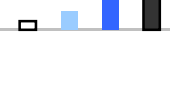
**How much influence did the following factors have on your decision to attend Evergreen?**

First time, First-years (N=539)

	<i>Skills Listed from Highest to Lowest Means Scale: 0=No Influence, 1=Slightly Influential, 2=Influential, 3=Very Influential</i>	Mean	No Influence (0)	Slightly Influential (1)	Influential (2)	Very Influential (3)	Missing
	Opportunity to design your own education	2.58	1.3%	6.8%	24.0%	67.9%	13
	Ability to study in variety of subjects	2.51	0.8%	6.6%	33.5%	59.1%	11
	Ability to take integrated programs instead of individual classes	2.48	2.7%	8.0%	27.6%	61.7%	14
	Class size/close contact with faculty	2.45	3.4%	7.2%	30.3%	59.1%	11
	Ability to study in a specific field or discipline of your choice	2.44	2.5%	7.4%	33.5%	56.6%	11

### How much influence did the following factors have on your decision to attend Evergreen?

First time, First-years (N=539)

	<i>Skills Listed from Highest to Lowest Means Scale: 0=No Influence, 1=Slightly Influential, 2=Influential, 3=Very Influential</i>	Mean	No Influence (0)	Slightly Influential (1)	Influential (2)	Very Influential (3)	Missing
	Ability to study one subject or theme through multiple disciplines or perspectives	2.42	2.8%	9.7%	30.3%	57.2%	11
	Quality of faculty teaching	2.35	3.0%	8.9%	38.4%	49.7%	10
	Narrative evaluations instead of grades	2.24	4.9%	14.8%	31.4%	48.9%	11
	Ability to apply learning through community projects in class and/or internship opportunities	2.19	3.8%	17.6%	34.7%	43.8%	12
	Ability to avoid studying subjects I'm not interested in	2.16	9.3%	15.2%	25.6%	50.0%	11
	Students who have values and interests similar to my own	2.11	8.5%	16.3%	31.4%	43.9%	10
	Natural beauty of the area	2.05	8.6%	17.5%	34.2%	39.7%	13
	Ability to do independent study	2.03	8.7%	18.2%	34.3%	38.8%	11
	Evergreen's reputation	1.96	10.6%	18.4%	35.2%	35.8%	11

**How much influence did the following factors have on your decision to attend Evergreen?**

First time, First-years (N=539)

	<i>Skills Listed from Highest to Lowest Means Scale: 0=No Influence, 1=Slightly Influential, 2=Influential, 3=Very Influential</i>	Mean	No Influence (0)	Slightly Influential (1)	Influential (2)	Very Influential (3)	Missing
	Ease of applying or getting accepted to Evergreen	1.65	17.6%	25.5%	31.4%	25.5%	10
	Cost of attendance (tuition, living expenses)	1.35	23.6%	34.0%	26.1%	16.3%	10
	Availability of financial aid or scholarship	1.09	34.8%	33.1%	20.2%	11.9%	10
	Availability of classes on evenings and weekends	0.90	45.9%	29.1%	13.8%	11.2%	10