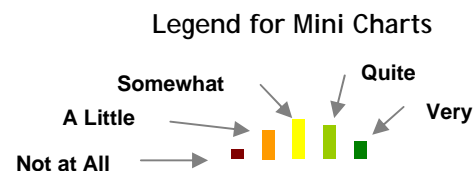


The Evergreen State College
Evergreen New Student Survey 2007
Olympia Campus - First-time, First-years



How comfortable are you...?

Students were asked to indicate their level of comfort in several areas related to academics at Evergreen. The tables below show the responses of first-time, first-years sorted from the highest mean response to the lowest. The most common response is in bold. The items with the highest mean responses for first-time, first-years are: Learning independently and completing projects on your own, Critically analyzing information, and Communicating with faculty or other students in class using e-mail or listserves. The items with the lowest mean responses are: Critiquing your classmates' work, Giving presentations or public speaking, and Asking for help with non-academic concerns.






First-time, First-year Students (N=539)

How comfortable are you...?

	<i>Skills Listed from Highest to Lowest Means</i> <i>Scale: 0=Not at All, 1=A Little, 2=Somewhat, 3=Quite, 4=Very</i>	Mean	Not At All (0)	A Little (1)	Somewhat (2)	Quite (3)	Very (4)	Missing
	Learning independently and completing projects on your own	3.26	0.2%	1.7%	14.6%	38.8%	44.7%	11
	Critically analyzing information	2.97	0.4%	3.4%	24.7%	42.1%	29.4%	12
	Communicating with faculty or other students in class using e-mail or listserves	2.92	1.1%	7.0%	21.6%	38.7%	31.5%	12
	Working with other students on class projects	2.89	0.9%	4.2%	27.1%	40.4%	27.3%	12
	Asking faculty for extra help or advice	2.87	1.3%	7.4%	24.5%	36.6%	30.2%	12

First-time, First-year Students (N=539)

How comfortable are you...?

	<i>Skills Listed from Highest to Lowest Means Scale: 0=Not at All, 1=A Little, 2=Somewhat, 3=Quite, 4=Very</i>	Mean	Not At All (0)	A Little (1)	Somewhat (2)	Quite (3)	Very (4)	Missing
	Having classmates critique your work	2.83	1.3%	6.1%	28.8%	36.2%	27.7%	11
	Articulating your perspectives in class	2.82	1.1%	5.5%	29.2%	38.1%	26.0%	12
	Critiquing your classmates' work	2.70	1.3%	7.4%	31.7%	38.6%	20.9%	13
	Giving presentations or public speaking	2.49	6.3%	13.4%	28.8%	28.2%	23.3%	11
	Asking for help with non-academic concerns	2.17	7.0%	22.6%	30.6%	26.2%	13.5%	13