

High Impact Practices

The National Survey of Student Engagement (NSSE) asks students about their participation in six High Impact Practices (HIPs): Internships/Field Experiences, Learning Communities, Study Abroad, Research with Faculty, Culminating Senior Experiences, and Service-Learning. In 2016, **93% of Evergreen Seniors have participated in one or more High Impact Practices**, up 5 percentage points from 2014.

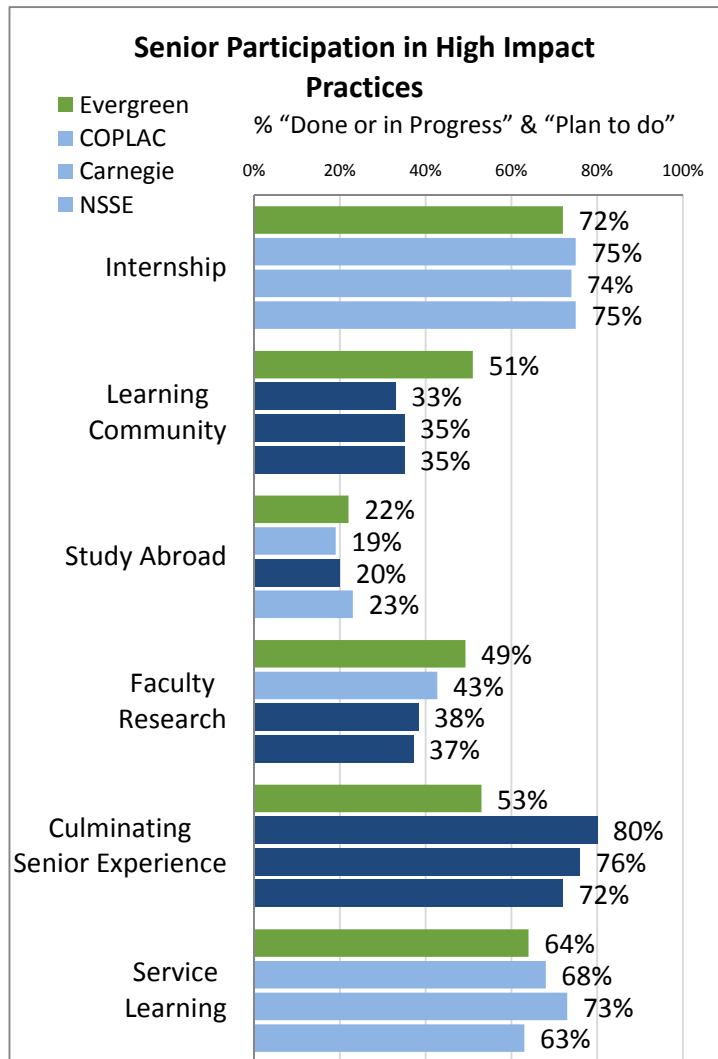
First Years and Seniors who chose the response categories of “Done or in Progress” and “Plan to do” are compared to peer groups, including the 21 other participating Council of Public Liberal Arts Colleges (COPLAC), 55 participating institutions from our current Carnegie class, Master's Colleges-smaller programs (Carnegie), and 865 National NSSE participating institutions from 2015 and 2016 (NSSE).

The percentage of Evergreen Seniors who responded “Done or in Progress” is **significantly higher than at least one peer for three High Impact Practices:***

- Learning Community – 51% of Evergreen Seniors responded that they have, or plan to, participate in a Learning Community, compared to 33% of COPLAC, 35% of Carnegie, and 35% of NSSE.
- *Evergreen participation is up 6 percentage points from 45% in 2014 (Evergreen’s last NSSE administration).*
- Study Abroad – 22% of Evergreen Seniors have done or plan to do a study abroad compared to 19% of COPLAC, 20% of Carnegie, and 23% of NSSE.
- Faculty Research – 49% of Evergreen Seniors worked with a faculty member on a research project (or plan to), compared to 43% of COPLAC, 38% of Carnegie, and 37% of NSSE.

Seniors are significantly lower than peers for participation in:

- A Culminating Senior Experience – 53% of Evergreen Seniors have done, or plan to do a Culminating Senior Experience (capstone, senior project, thesis, comprehensive exam, portfolio, etc.), significantly lower than the 80% of COPLAC Seniors, 76% of Carnegie Seniors, and 72% of NSSE Seniors.



■ Statistically significant at $p < .01$ among those who have participated

- *Evergreen Senior participation/planned participation in a Culminating Experience is up 8 percentage points from 45% on the 2014 NSSE.*

Evergreen Seniors have no significant differences compared to peers for three HIPs:

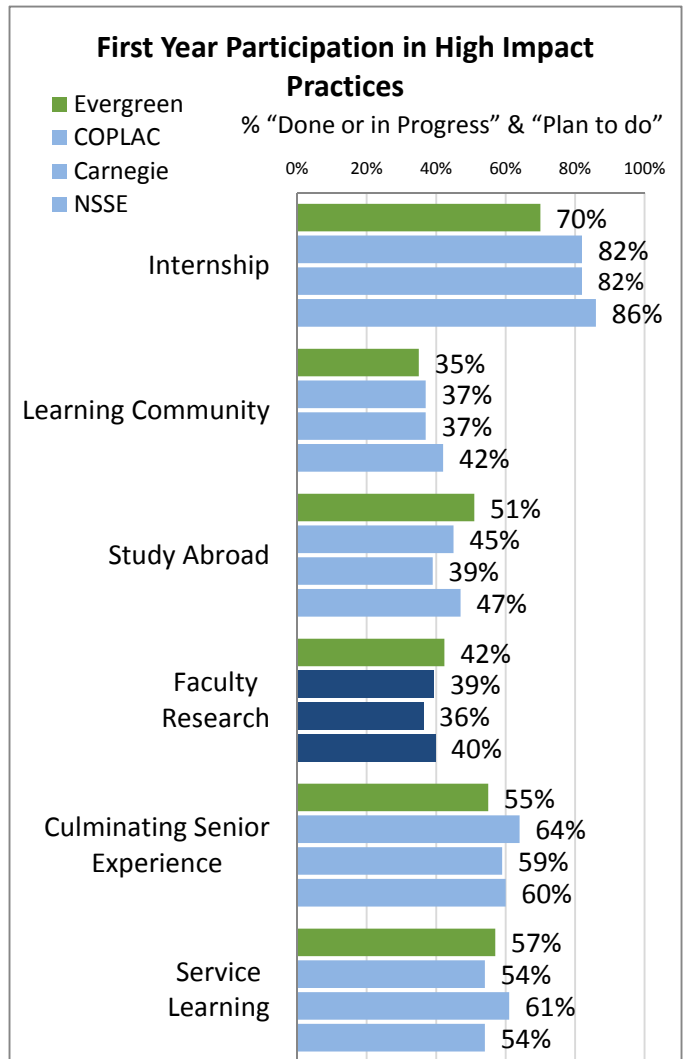
- Internships/Field Experiences – 72% of Evergreen Seniors have done, or plan to do an internship, compared to 75% of COPLAC, 74% of Carnegie, and 75% of NSSE.
- Service Learning – 64% of Evergreen Seniors report that some, most, or all of their classes have included a community-based project, compared to 68% of COPLAC, 73% of Carnegie, and 63% of NSSE.
- *Evergreen Senior participation in a class with a community-based project is down from 71% in 2014, and Evergreen is no longer significantly higher than NSSE.*

First Year (FY) students are also asked about participation in High Impact Practices; **First Years are significantly higher than at least one peer group in participating in one HIP and Research with Faculty.***

- Research with a Faculty Member – 42% of Evergreen FYs have worked with a faculty member on a research project (or plan to), compared to 39% of COPLAC, 36% of Carnegie, and 40% of NSSE.
- *Compared to 2014 there are fewer Evergreen FYs who plan to do Faculty Research (28% vs 52%), but more FY who have already done Faculty Research (14% vs 9%).*

First Years have no significant differences compared to peers for the other five HIPs:

- Internships/Field Experiences – 70% of Evergreen First Years have done or plan to do an internship, vs. 82% of COPLAC, 82% of Carnegie, and 86% of NSSE.
- *The percentage of Evergreen First Years who have done, or are planning to do an internship fell 9 percentage points from 81% in 2014.*
- Learning Community – 35% of Evergreen First Years participated in a Learning Community (or plan to), vs. 37% of COPLAC, 37% of Carnegie, and 42% of NSSE.



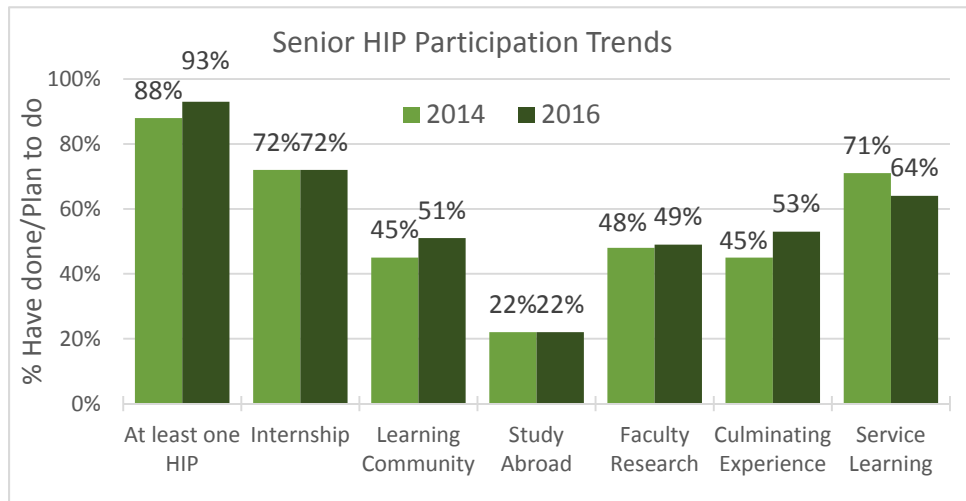
■ Statistically significant at $p < .01$ among those who have participated

- **Study Abroad** – 51% of Evergreen First Years plan to Study Abroad, compared to 45% of COPLAC, 39% of Carnegie, and 47% of NSSE.
 - *The percentage of Evergreen First Years who plan to or have done a study abroad has fallen 11 percentage points from 62% in 2014.*
- **Culminating Senior Experience** – 55% of Evergreen First Years participated in, or plan to do, a Culminating Senior Experience compared to 64% of COPLAC, 59% of Carnegie, and 60% of NSSE.
 - *The percentage of Evergreen First Years who plan to do a Culminating Senior Experience has fallen 5 percentage points from 60% in 2014.*
- **Service Learning** – 57% of First Years took courses that included a community-based project vs. 53% of COPLAC, 62% of Carnegie, and 54% of NSSE.

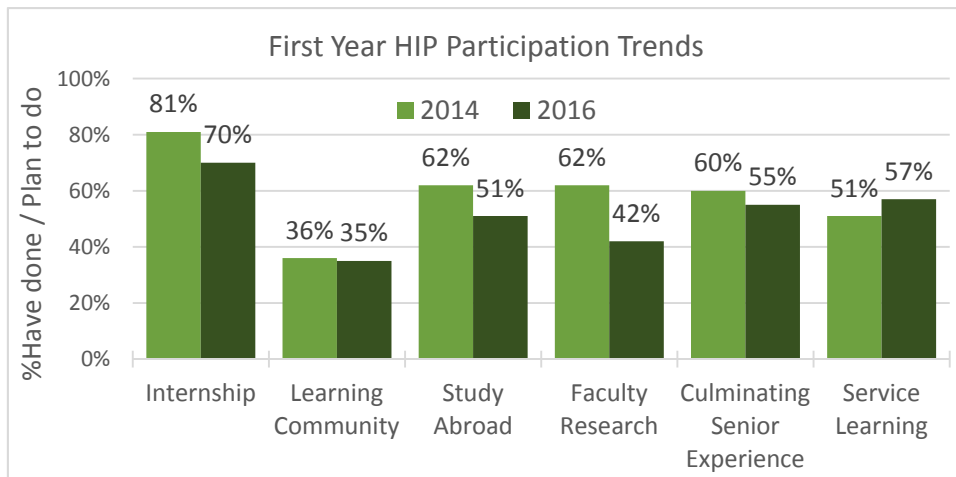
Evergreen High Impact Practice Participation Trends

Compared to 2014, Evergreen Senior participation (or planned participation) in at least one HIP increased, driven by increases in those who have participated or plan to participate in a Learning Community and a Culminating Senior Experience.

The percent of Seniors who have done (or plan to do) an internship, a study abroad, or research with faculty has remained steady. The percent of Seniors who had a class that included a community-based project (Service Learning) decreased between 2014 and 2016.



Overall, First Year student participation and planned participation in High Impact Practices dropped from 2014 to 2016. This is true for all HIPs except Service Learning. The largest drop was participation in Faculty Research, followed by Study Abroad, Internships, and Culminating Senior Experience. The percent of First Years who had a class that included a community-based project (Service Learning) increased since 2014.



Research, followed by Study Abroad, Internships, and Culminating Senior Experience. The percent of First Years who had a class that included a community-based project (Service Learning) increased since 2014.

Percent of Evergreen Students who indicated "Done/in Progress" or "Plan to do"

First Years

n=93

| | Internship or Field Experience | Learning Community | Study Abroad | Research with Faculty | Culminating Senior Experience | Service- Learning |
|-------------------------|--------------------------------------|-----------------------|-----------------|--------------------------|-------------------------------------|----------------------|
| Sex | % | % | % | % | % | % |
| Female | 78 ✕ | 33 † | 54 | 42 | 54 | 57 |
| Male | 53 ✕ | 40 | 45 | 43 | 57 | 57 |
| Age | | | | | | |
| Traditional (<24) | 68 † | 34 † | 51 † | 41 † | 55 † | 57 † |
| Nontraditional (>23) | 88 † | 50 † | 50 † | 63 † | 50 † | 63 † |
| First-generation | | | | | | |
| First-generation | 64 | 24 | 36 | 36 | 44 | 64 |
| Not first-generation | 72 | 40 | 57 | 45 | 59 | 54 |
| Residency | | | | | | |
| Resident | 65 | 38 | 44 ✕ | 43 | 54 | 59 |
| Non-Resident | 80 | 30 | 67 ✕ | 42 | 57 | 53 |
| Low Income | | | | | | |
| Low Income | 76 | 49 | 50 | 43 | 58 | 53 |
| Not Low Income | 62 | 28 | 48 | 38 | 52 | 55 |

Seniors

n=152

| | Internship or Field Experience | Learning Community | Study Abroad | Research with Faculty | Culminating Senior Experience | Service- Learning |
|-------------------------|--------------------------------------|-----------------------|-----------------|--------------------------|-------------------------------------|----------------------|
| Sex | % | % | % | % | % | % |
| Female | 70 | 57 | 27 | 42 ✕ | 49 | 66 |
| Male | 75 | 42 | 14 | 61 ✕ | 58 | 60 |
| Age | | | | | | |
| Traditional (<24) | 80 ✕ | 49 | 24 | 51 | 57 | 63 |
| Nontraditional (>23) | 63 ✕ | 54 | 19 | 48 | 49 | 65 |
| First-generation | | | | | | |
| First-generation | 71 | 59 | 22 | 51 | 45 | 71 |
| Not First-generation | 72 | 52 | 22 | 45 | 56 | 61 |
| Residency | | | | | | |
| Resident | 69 | 51 | 19 | 50 | 50 | 66 |
| Non-Resident | 82 | 54 | 32 | 46 | 63 | 57 |
| Low Income | | | | | | |
| Low Income | 68 | 54 | 24 | 47 | 46 | 62 |
| Not Low Income | 67 | 46 | 17 | 48 | 57 | 50 |

Among Evergreen First Years, Females were significantly *more* likely to be planning to do an internship/have already done one. Resident First Years are significantly *less* likely study abroad / plan to study abroad.

Female Seniors were significantly *less* likely than males to participate in Research with Faculty. Nontraditional age Seniors are significantly *less* likely have to participated in Internships/Field Experiences (or currently be completing one.)

✕ = Statistically Significant at p<.05

† = Cannot test significance due to cell size