







First Year Experience

This module includes a set of items only for first-year students with questions adapted from the Beginning College Survey of Student Engagement. The first-year items focus on academic perseverance, help-seeking behaviors, and institutional commitment. Other college and universities who completed this module and are in the comparison group (FYE-Peers) are listed below.

- | | |
|---|--|
| College of Charleston (Charleston, SC) | University of Mary Washington (Fredericksburg, VA) |
| Daemen College (Amherst, NY) | University of Montana (Missoula, MT) |
| Eckerd College (Saint Petersburg, FL) | University of Redlands (Redlands, CA) |
| Hampshire College (Amherst, MA) | University of Washington Tacoma (Tacoma, WA) |
| Lewis & Clark College (Portland, OR) | Washington State University (Pullman, WA) |
| Rochester Institute of Technology (Rochester, NY) | Willamette University (Salem, OR) |

During the current school year, about how often have you done the following?

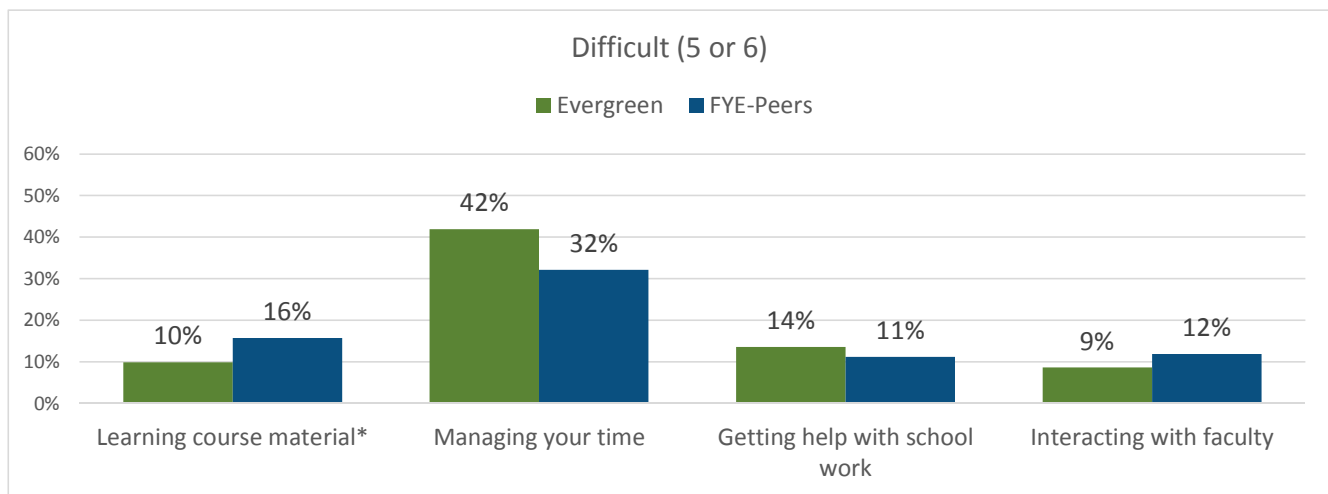
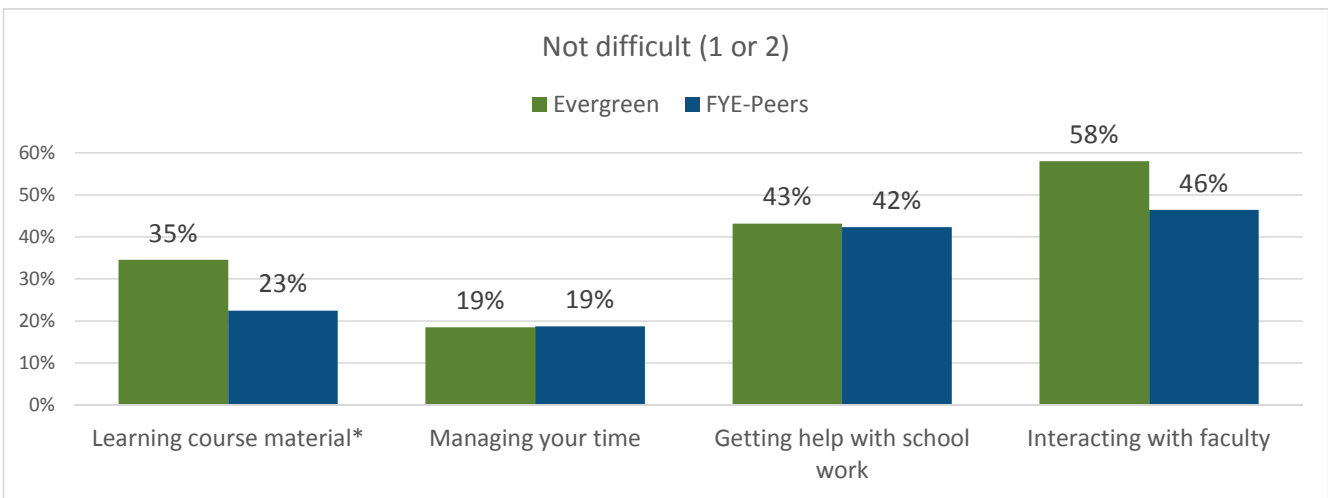
	Evergreen	FYE-Peers		Evergreen		FYE-Peers	
	% Often/Very Often			N	%	N	%
Studied when there were other interesting things to do	51%	59%	Never	6	7%	96	3%
			Sometimes	34	42%	1,066	38%
			Often	21	26%	1,027	36%
			Very often	20	25%	629	22%
			Total	81	100%	2,818	100%
Found additional information for course assignments when you didn't understand the material	57%	66%	Never	5	6%	70	2%
			Sometimes	30	37%	899	32%
			Often	27	33%	1,240	44%
			Very often	19	23%	603	21%
			Total	81	100%	2,812	100%
Participated in course discussions, even when you didn't feel like it	59%	53%	Never	4	5%	229	8%
			Sometimes	29	36%	1,106	39%
			Often	27	34%	1,030	37%
			Very often	20	25%	447	16%
			Total	80	100%	2,812	100%
Asked instructors for help when you struggled with course assignments	51%	50%	Never	11	14%	243	9%
			Sometimes	29	36%	1,166	42%
			Often	28	35%	959	34%
			Very often	13	16%	441	16%
			Total	81	100%	2,809	100%
Finished something you have started when you encountered challenges	86%	83%	Never	0	0%	18	1%
			Sometimes	11	14%	470	17%
			Often	39	49%	1,406	50%
			Very often	30	38%	914	33%
			Total	80	100%	2,808	100%
Stayed positive, even when you did poorly on a test or assignment	69%	66%	Never	3	4%	106	4%
			Sometimes	22	27%	840	30%
			Often	30	37%	1,187	42%
			Very often	26	32%	673	24%
			Total	81	100%	2,806	100%

During the current school year, how difficult have the following been for you?

Scale	1	2	3	4	5	6
	Not at all difficult					Very difficult

	Evergreen		FYE-Peers	
	1 or 2 Not difficult	5 or 6 Difficult	1 or 2 Not difficult	5 or 6 Difficult
Learning course material*	35%	10%	23%	16%
Managing your time	19%	42%	19%	32%
Getting help with school work	43%	14%	42%	11%
Interacting with faculty	58%	9%	46%	12%

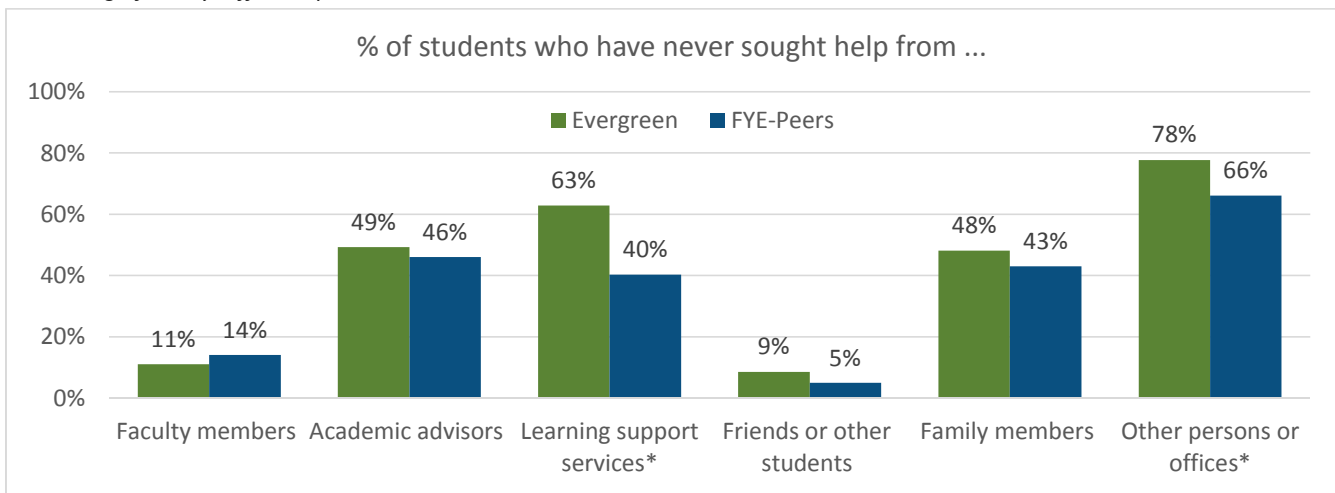
*Means significantly different, $p=.001$



During the current school year, about how often have you sought help with coursework from the following sources?

	Evergreen	FYE-Peers		Evergreen		FYE-Peers	
	% Often/Very Often			N	%	N	%
Faculty members	32%	33%	Never	9	11%	160	14%
			Sometimes	46	57%	596	53%
			Often	18	22%	272	24%
			Very often	8	10%	106	9%
			Total	81	100%	1,134	100%
Academic advisors	11%	16%	Never	40	49%	521	46%
			Sometimes	31	38%	424	37%
			Often	8	10%	146	13%
			Very often	1	1%	40	4%
			Total	80	99%	1,131	100%
Learning support services (tutoring, writing center, success coaching, etc.)*	14%	23%	Never	51	63%	457	40%
			Sometimes	19	23%	417	37%
			Often	5	6%	181	16%
			Very often	6	7%	77	7%
			Total	81	100%	1,132	100%
Friends or other students	56%	63%	Never	7	9%	57	5%
			Sometimes	29	36%	364	32%
			Often	27	33%	469	41%
			Very often	18	22%	241	21%
			Total	81	100%	1,131	100%
Family members	25%	24%	Never	39	48%	488	43%
			Sometimes	22	27%	368	33%
			Often	15	19%	195	17%
			Very often	5	6%	81	7%
			Total	81	100%	1,132	100%
Other persons or offices*	4%	10%	Never	63	78%	740	66%
			Sometimes	15	19%	271	24%
			Often	2	2%	82	7%
			Very often	1	1%	26	2%
			Total	81	100%	1,119	100%

*Mean significantly different $p < .01$



*Mean significantly different $p < .01$

During the current school year, have you seriously considered leaving this institution?

	Evergreen		FYE-Peers	
No	50	62%	684	60%
Yes (See below)	31	38%	450	40%
Total	81	100%	1134	100%

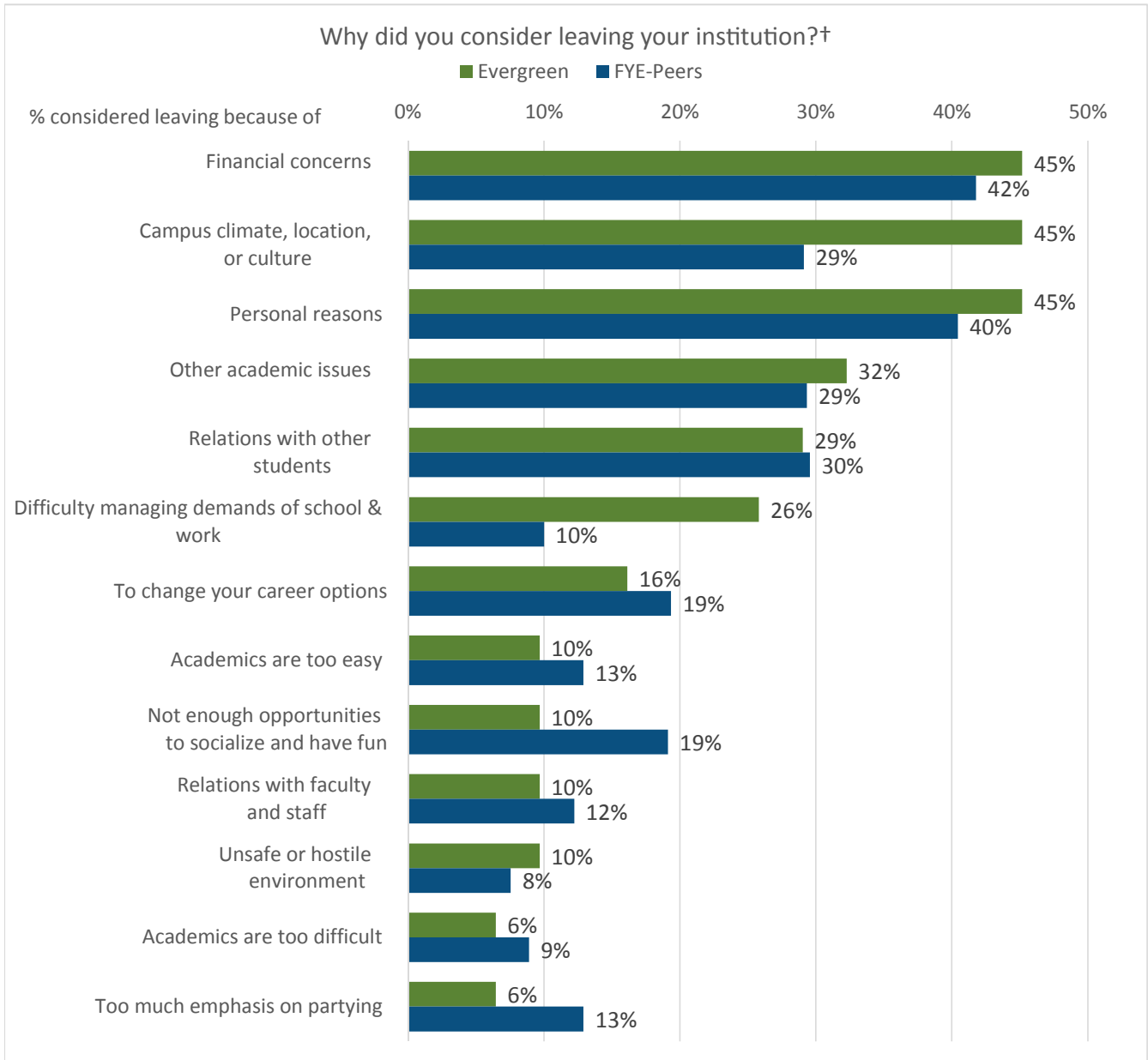
If you answered "Yes," Why did you consider leaving? †

	Evergreen		FYE-Peers	
Academics are too difficult	2	6%	40	9%
Academics are too easy	3	10%	58	13%
Other academic issues (major not offered, course availability, advising, credit transfer, etc.)	10	32%	132	29%
Financial concerns (costs or financial aid)	14	45%	188	42%
To change your career options (transfer to another school or program, military service, etc.)	5	16%	87	19%
Difficulty managing demands of school and work	8	26%	45	10%
Too much emphasis on partying	2	6%	58	13%
Not enough opportunities to socialize and have fun	3	10%	86	19%
Relations with faculty and staff	3	10%	55	12%
Relations with other students	9	29%	133	30%
Campus climate, location, or culture	14	45%	131	29%
Unsafe or hostile environment	3	10%	34	8%
Personal reasons (family issues, physical or mental health, homesickness, stress, etc.)	14	45%	182	40%
Other reason, please specify	9	29%	72	16%

Other reasons First Years considered leaving Evergreen include: wanting to go to school online, disorganization of faculty, toxic and unsafe student body, people hiding from discussing challenging or difficult topics, mundane coursework with no helpful feedback/criticism, children, conditional admittance, and a degree from another institution may seem more credible.

†Not tested for significance

(Continued...)



†Not tested for significance