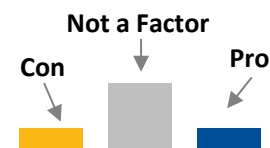


Factors in Decision to Attend Evergreen

Transfer students were asked to indicate how much influence a series of factors had in their decision to attend Evergreen. The factors with the highest mean responses for Transfer students the ability to study in a specific field and the opportunity to design their own education. The factor that most frequently had "no effect" was athletics and recreation programs. The factor that most frequently had a negative effect was Evergreen's Reputation.

Legend for Mini Charts







Were the following attributes a factor in your decision to attend Evergreen?

	<i>Factors Listed from Highest to Lowest Means</i>	Mean	Con (0)	Not a Factor (1)	Pro (2)	N
	Ability to study in a specific field or discipline of my choice	1.89	0.6%	9.4%	90.0%	180
	Opportunity to design my own education	1.87	1.1%	11.1%	87.8%	180
	Close contact with faculty/student-to-faculty ratio	1.85	0.0%	22.7%	77.3%	181
	Natural surroundings/campus environment	1.81	1.1%	16.6%	82.3%	181
	Ability to study in a variety of subjects	1.81	0.0%	19.3%	80.7%	181
	Ability to study one subject or theme through multiple disciplines or perspectives (interdisciplinary learning)	1.79	1.1%	18.8%	80.1%	181
	Ease of applying or getting accepted to Evergreen	1.77	0.6%	22.1%	77.3%	181
	Quality of faculty teaching	1.77	1.1%	28.7%	70.2%	181

Were the following attributes a factor in your decision to attend Evergreen?

	<i>Factors Listed from Highest to Lowest Means</i>	Mean	Con (0)	Not a Factor (1)	Pro (2)	N
	Opportunities for collaborative learning	1.75	1.1%	38.7%	60.2%	181
	Ability to take integrated programs instead of individual classes	1.73	2.8%	21.2%	76.0%	179
	Narrative evaluations instead of grades	1.69	12.8%	28.9%	58.3%	181
	Availability of classes on weekends	1.66	1.7%	65.7%	34.3%	180
	Ability to do independent study	1.66	1.7%	31.1%	67.2%	181
	Ability to apply learning through community projects in class and/or internship opportunities	1.59	0.0%	33.7%	66.3%	181
	Students who have values and interests similar to my own	1.55	3.9%	37.6%	58.6%	181
	Cost of Attendance (tuition, living expenses)	1.54	10.5%	25.4%	64.1%	181
	Availability of financial aid or scholarship	1.49	6.1%	38.9%	55.0%	180
	Ability to avoid studying subjects I'm not interested in	1.46	0.0%	25.4%	74.6%	180
	Availability of classes in the evening	1.34	2.8%	60.8%	36.5%	181

Were the following attributes a factor in your decision to attend Evergreen?

	<i>Factors Listed from Highest to Lowest Means</i>	Mean	Con (0)	Not a Factor (1)	Pro (2)	N
	Evergreen's reputation	1.31	19.4%	30.0%	50.6%	180
	Proximity to family	1.28	16.6%	38.7%	44.8%	181
	Close to job commitments	1.27	7.2%	59.1%	33.7%	181
	Athletics and Recreation programs	1.14	6.6%	72.9%	20.4%	181