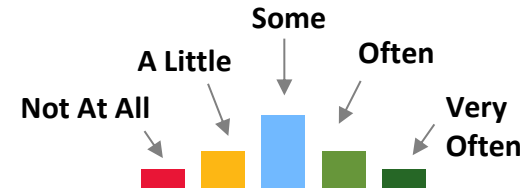


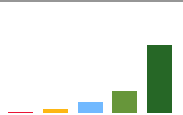
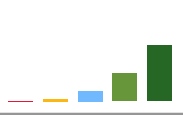
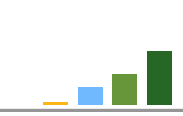
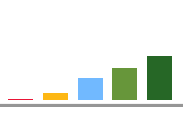
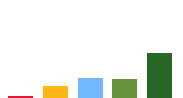
**How often have you...?**

First-time, First-year students were asked to indicate how often they have interacted with people different from themselves. The item with the highest mean response for First-time, First-year students was: Interacted with people of a different sexual orientation than yours. The lowest mean response for First-time, First-year students was: Interacted with people whose gender identity is non-binary or transgender.

**Legend for Mini Charts**



**How often have you?**

<i>Interactions Listed from Highest to Lowest Means</i>	Mean	Not At All (0)	A Little (1)	Some (2)	Often (3)	Very Often (4)	N
 Interacted with people of a different sexual orientation than yours	3.48	0.5%	3.2%	9.7%	21.1%	<b>65.4%</b>	185
 Interacted with people of a different religion or of different spiritual beliefs	3.40	0.5%	2.2%	10.8%	28.6%	<b>57.8%</b>	185
 Interacted with people of a different race or ethnicity than your own	3.30	0.0%	2.2%	16.8%	29.3%	<b>51.6%</b>	184
 Interacted with people of different political beliefs	3.06	0.5%	6.5%	21.1%	30.3%	<b>41.6%</b>	185
 Interacted with people whose gender identity is non-binary or transgender	2.88	3.2%	13.0%	20.5%	19.5%	<b>43.8%</b>	185