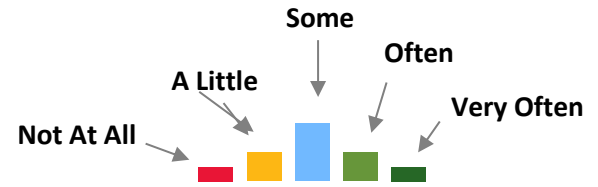


How often have you...?

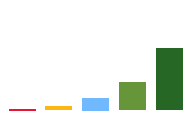
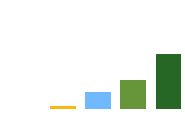
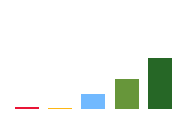
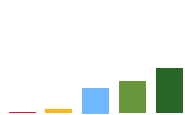
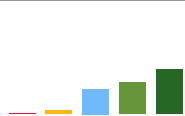
Transfer students were asked to indicate how often they have interacted with people different from themselves. The interactions with the highest mean response for Transfer students were: Interacted with people of a different sexual orientation than yours. The lowest mean response was: Interacted with people whose gender identity is non-binary or transgender.

Legend for Mini Charts



Transfer respondents

How often have you?

<i>Interaction Listed from Highest to Lowest Means</i>	Mean	Not At All (0)	A Little (1)	Some (2)	Often (3)	Very Often (4)	N
 Interacted with people of a different sexual orientation than yours	3.37	1.1%	3.3%	11.4%	26.1%	58.2%	184
 Interacted with people of a different race or ethnicity than your own	3.33	0.0%	2.2%	16.3%	28.3%	53.3%	184
 Interacted with people of a different religion or of different spiritual beliefs	3.33	1.1%	0.5%	15.2%	31.0%	52.2%	184
 Interacted with people of different political beliefs	3.10	0.5%	3.3%	23.9%	29.9%	42.4%	184
 Interacted with people whose gender identity is non-binary or transgender	2.67	3.8%	15.8%	27.2%	16.3%	37.0%	184