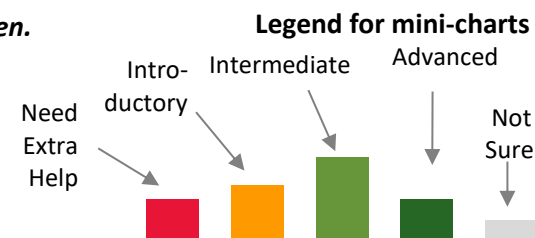


Indicate the level of study you are most comfortable with as you begin your studies at Evergreen.


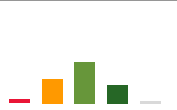
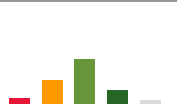
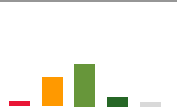
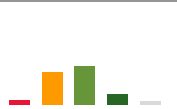
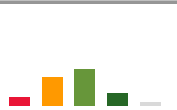
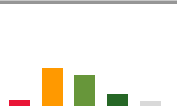

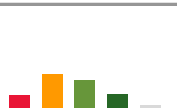
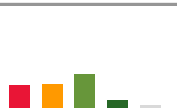
Transfer students were asked to indicate the level of study they were most comfortable with as they began their studies at Evergreen. Survey items are sorted from highest to lowest mean level of confidence and the most frequent response for each item is bolded. The highest comfort level for Transfers was Reading for academic purposes, the lowest comfort level was Foreign language.



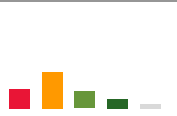

Indicate the level of study you are most comfortable with as you begin your studies at Evergreen.

Listed in order of mean comfort	Mean	Need Extra Help (1)	Introductory (2)	Intermediate (3)	Advanced (4)	Not Sure (9)	N
Reading for academic purposes	3.29	1.6%	9.3%	45.9%	40.4%	2.7%	178
Using online sources to do research	3.23	1.1%	15.8%	41.3%	40.2%	1.6%	181
Critically analyzing information	3.15	1.6%	15.4%	47.8%	33.5%	1.6%	179
Writing for academic purposes	3.07	2.2%	15.3%	52.4%	26.8%	3.3%	177
Interdisciplinary thinking	3.05	1.6%	21.4%	41.2%	29.1%	6.6%	170
Using computers to organize or present information	2.99	4.9%	19.2%	46.2%	28.0%	1.6%	179

Indicate the level of study you are most comfortable with as you begin your studies at Evergreen.

<i>Listed in order of mean comfort</i>		Mean	Need Extra Help (1)	Introductory (2)	Intermediate (3)	Advanced (4)	Not Sure (9)	N
	Conducting library research	2.92	4.9%	20.1%	50.6%	21.7%	2.7%	179
	Using technology	2.84	4.3%	27.2%	45.7%	20.1%	2.7%	179
	Social sciences	2.76	6.0%	26.1%	48.9%	14.7%	4.3%	176
	History	2.66	5.5%	32.2%	47.0%	10.4%	4.9%	174
	Philosophy/Ethics	2.63	5.4%	35.9%	42.9%	11.4%	4.3%	176
	Politics and current events	2.61	9.8%	32.1%	40.2%	14.1%	3.8%	177
	Culture or international studies	2.56	6.0%	42.1%	34.4%	12.6%	4.9%	174
	Science and scientific methods	2.54	13.6%	28.3%	45.1%	10.3%	2.7%	179
	Visual/Media arts (e.g. drawing, film, sculpture)	2.48	14.1%	37.0%	30.4%	15.2%	3.3%	178
	Math, statistics, and/or quantitative reasoning	2.28	25.5%	26.6%	37.0%	8.2%	2.7%	179

Indicate the level of study you are most comfortable with as you begin your studies at Evergreen.

<i>Listed in order of mean comfort</i>		Mean	Need Extra Help (1)	Introductory (2)	Intermediate (3)	Advanced (4)	Not Sure (9)	N
	Performing arts (e.g. dance, theater, music)	2.20	22.3%	41.8%	19.6%	10.9%	5.4%	174
	Foreign language	1.94	36.3%	36.3%	19.8%	5.5%	2.2%	178