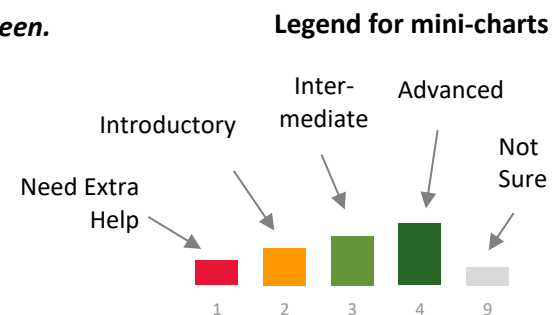
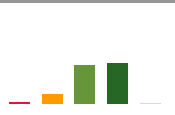
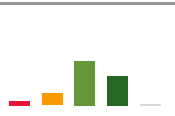
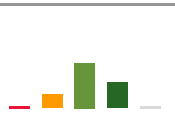
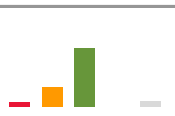
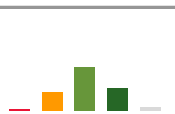



Indicate the level of study you are most comfortable with as you begin your studies at Evergreen.



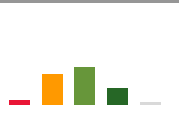
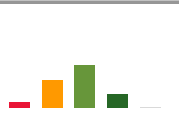
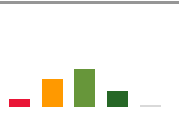
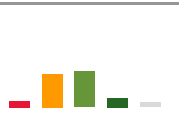
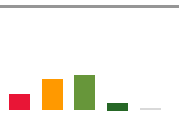

First-time, First-year Students were asked to indicate the level of study they were most comfortable with as they began their studies at Evergreen. The highest mean comfort levels for First-time, First-year respondents were Reading for academic purposes, using online sources to do research, and critically analyzing information. The lowest comfort levels were Philosophy/Ethics, Foreign Language, and Math, statistics, and/or quantitative reasoning.







Indicate the level of study you are most comfortable with as you begin your studies at Evergreen.

<i>Listed in order of mean comfort</i>	Mean	Need Extra Help (1)	Introductory (2)	Intermediate (3)	Advanced (4)	Not Sure (9)	N
 Reading for academic purposes	3.31	1.6%	10.8%	42.5%	44.6%	0.5%	185
 Using online sources to do research	3.09	4.9%	13.0%	48.6%	31.9%	1.6%	182
 Critically analyzing information	3.08	2.7%	15.6%	50.5%	28.5%	2.7%	181
 Writing for academic purposes	3.06	5.4%	22.0%	66.6%	0.0%	6.1%	178
 Interdisciplinary thinking	3.00	2.2%	20.4%	48.4%	24.7%	4.3%	178
 Using computers to organize or present information	2.92	6.5%	18.4%	49.2%	23.8%	2.2%	181

Indicate the level of study you are most comfortable with as you begin your studies at Evergreen.

<i>Listed in order of mean comfort</i>	Mean	Need Extra Help (1)	Intro-ductory (2)	Inter-mediate (3)	Advanced (4)	Not Sure (9)	N
 Using technology	2.82	5.9%	26.5%	45.4%	20.5%	1.6%	182
 Visual/Media arts (e.g. drawing, film, sculpture)	2.77	10.8%	28.0%	30.6%	27.4%	3.2%	180
 Politics and current events	2.74	4.8%	33.9%	41.4%	17.7%	2.2%	182
 History	2.71	6.5%	30.8%	47.0%	15.1%	0.5%	184
 Conducting library research	2.69	8.7%	30.1%	42.1%	17.5%	1.6%	180
 Social sciences	2.58	7.0%	36.8%	40.0%	10.8%	5.4%	175
 Science and scientific methods	2.38	17.7%	33.9%	38.7%	8.1%	1.6%	183
 Culture or international studies	2.38	9.1%	48.4%	30.6%	7.5%	4.3%	178

Indicate the level of study you are most comfortable with as you begin your studies at Evergreen.

<i>Listed in order of mean comfort</i>		Mean	Need Extra Help (1)	Intro-ductory (2)	Inter-mediate (3)	Advanced (4)	Not Sure (9)	N
	Performing arts (e.g. dance, theater, music)	2.37	24.3%	29.2%	25.4%	17.3%	3.8%	178
	Philosophy/Ethics	2.37	11.3%	46.2%	28.5%	9.1%	4.8%	177
	Foreign language	2.15	23.7%	45.2%	22.0%	8.1%	1.1%	184
	Math, statistics, and/or quantitative reasoning	2.04	35.1%	29.2%	28.6%	5.4%	1.6%	182