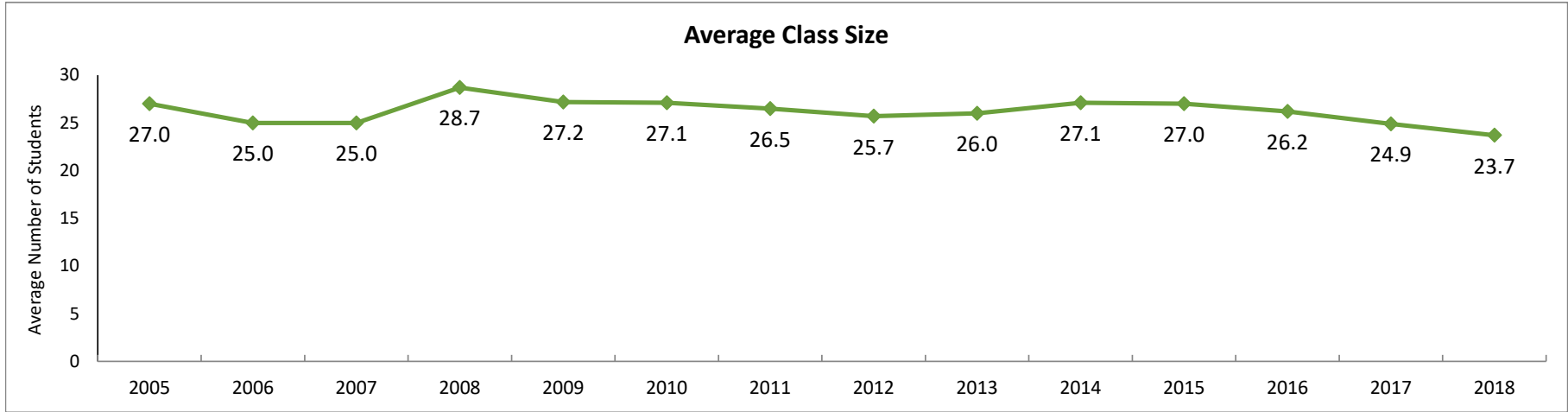


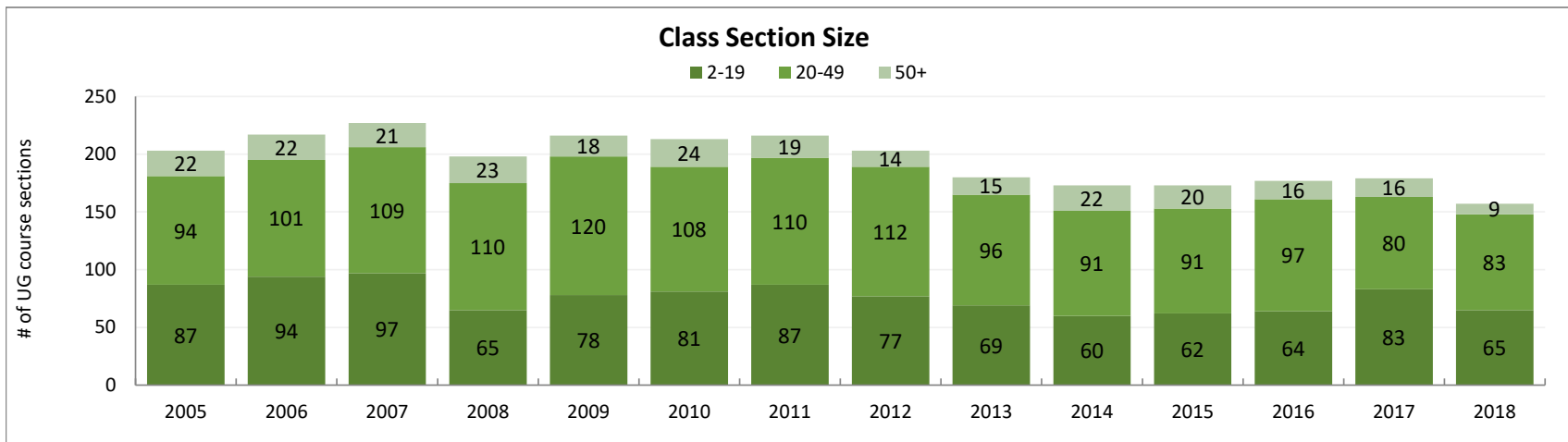
**Average Class Size**

Year	2005	2006	2007	2008	2009	2010	2011	2012	2013	2014	2015	2016	2017	2018
Number of Students	27.0	25.0	25.0	28.7	27.2	27.1	26.5	25.7	26.0	27.1	27.0	26.2	24.9	23.7



**Class Section Size**

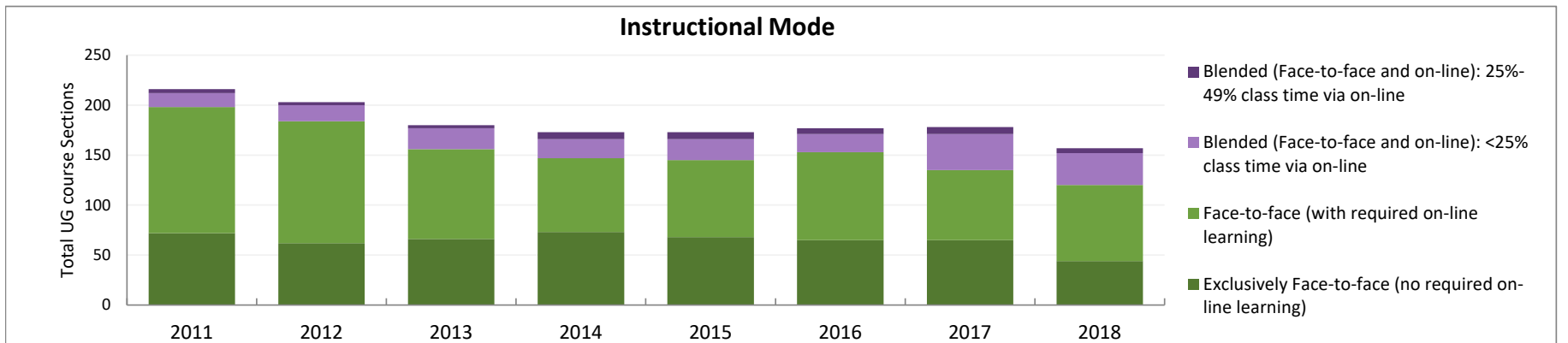
Class Size	2005	2006	2007	2008	2009	2010	2011	2012	2013	2014	2015	2016	2017	2018
2-9	17	29	35	21	21	27	30	29	30	25	29	32	27	34
10-19	70	65	62	44	57	54	57	48	39	35	33	32	56	31
20-29	57	65	71	66	70	66	61	58	52	58	54	49	43	50
30-39	15	16	20	10	16	16	13	27	22	15	15	29	13	15
40-49	22	20	18	34	34	26	36	27	22	18	22	19	24	18
50-99	22	22	20	23	18	24	19	14	14	21	19	16	15	8
100+*	0	0	1	0	0	0	0	0	1	1	1	0	1	1
<b>TOTAL</b>	<b>203</b>	<b>217</b>	<b>227</b>	<b>198</b>	<b>216</b>	<b>213</b>	<b>216</b>	<b>203</b>	<b>180</b>	<b>173</b>	<b>173</b>	<b>177</b>	<b>179</b>	<b>157</b>



\*Tacoma program was listed as separate courses from 2005-13, in 2014+ its listed as one program.

**Instructional Mode**

Number of UG course sections by instructional mode:						2010	2011	2012	2013	2014	2015	2016	2017	2018
Exclusively Face-to-face (no required on-line learning)						203	72	62	66	73	68	65	65	44
Face-to-face (with required on-line learning)							126	122	90	74	77	88	70	76
Blended (Face-to-face and on-line): <25% class time via on-line						10	14	16	21	19	21	18	36	32
Blended (Face-to-face and on-line): 25%-49% class time via on-line							4	3	3	7	7	6	7	5
Exclusively on-line	<i>Evergreen does not offer this type of on-line learning</i>					0	0	0	0	0	0	0	0	0
Total UG course sections						213	216	203	180	173	173	177	179	157



The Evergreen State College - Undergraduate

Hybrid - Online Instruction

	2011	2012	2013	2014	2015	2016	2017	2018
Blended (Face-to-face and on-line): <25% class time via on-line	6%	8%	12%	11%	12%	10%	20%	20%
Blended (Face-to-face and on-line): 25%-49% class time via on-line	2%	1%	2%	4%	4%	3%	4%	3%
<b>Total</b>	<b>8%</b>	<b>9%</b>	<b>13%</b>	<b>15%</b>	<b>16%</b>	<b>14%</b>	<b>24%</b>	<b>24%</b>

