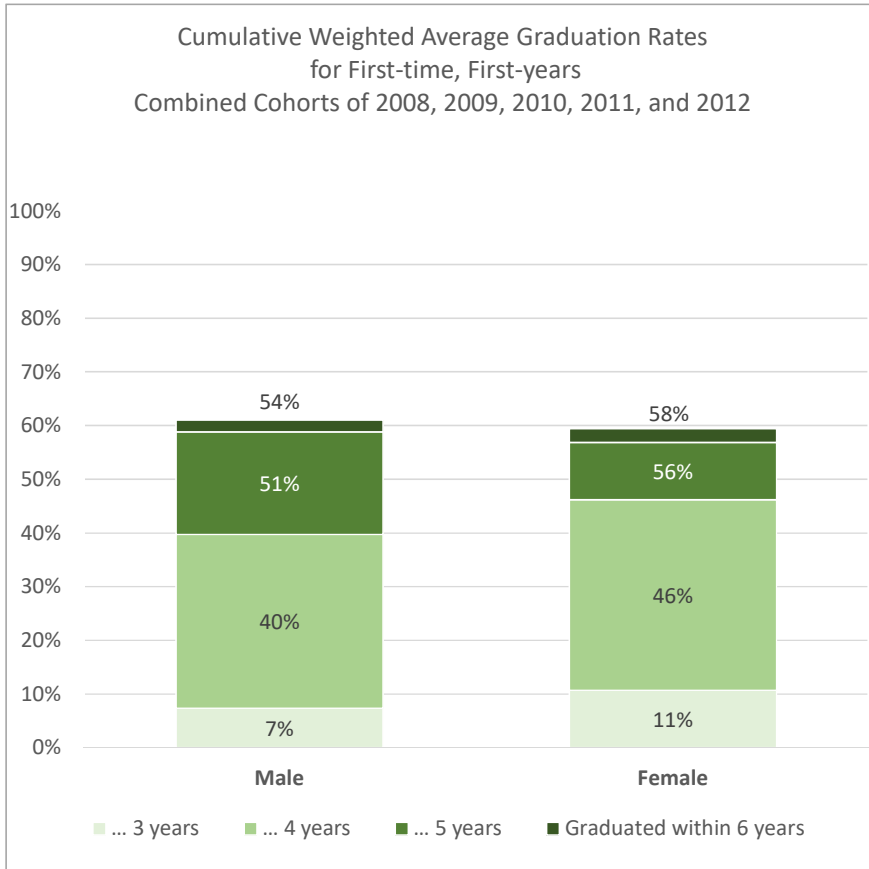


**Cumulative Weighted Average Graduation Rates for First-time, First-years  
Combined Cohorts of 2008, 2009, 2010, 2011, and 2012**

**Male and Female**



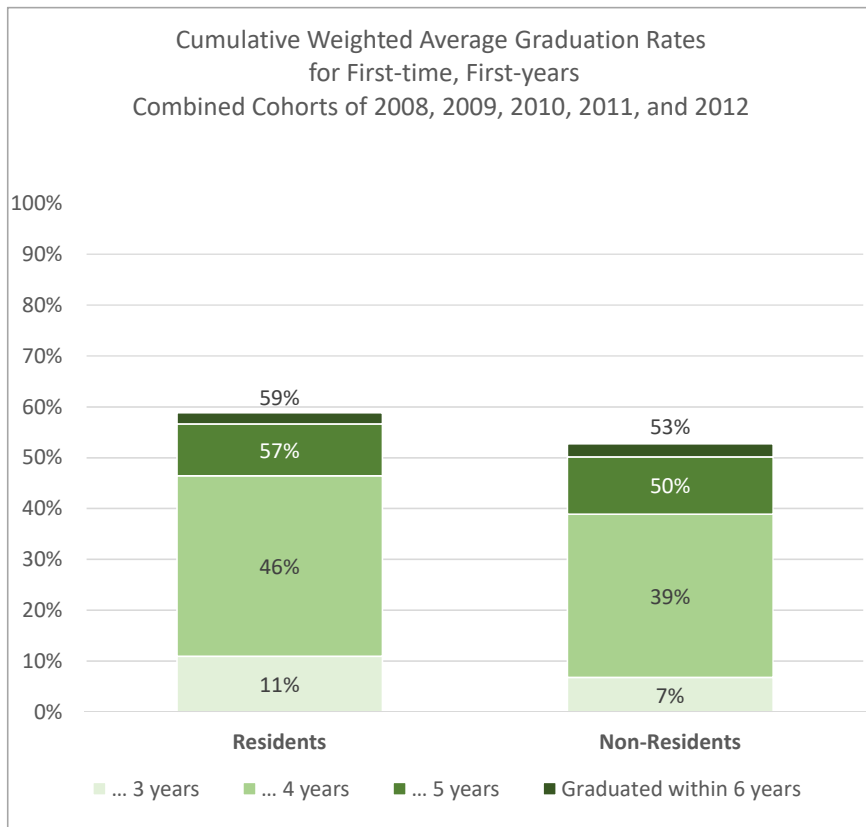
Cohorts are tracked from their entry fall to each subsequent fall quarter.

Cohorts include only first-year students who enroll full-time in their first quarter and who have not attended college anywhere else since high school completion. No transfer students are included.

Cohorts are not adjusted for students who transfer from Evergreen to complete degrees elsewhere.

**Cumulative Weighted Average Graduation Rates for First-time, First-years  
Combined Cohorts of 2008, 2009, 2010, 2011, and 2012**

**Residents and Non-Residents**



Cohorts are tracked from their entry fall to each subsequent fall quarter.

Cohorts include only first-year students who enroll full-time in their first quarter and who have not attended college anywhere else since high school completion. No transfer students are included.

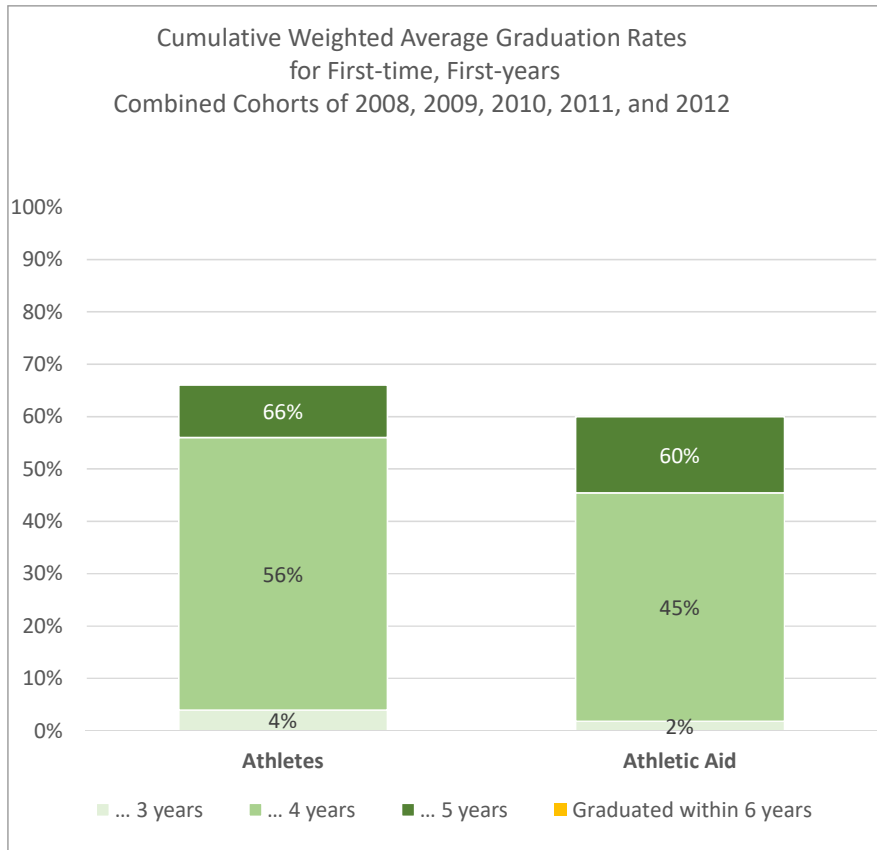
Cohorts are not adjusted for students who transfer from Evergreen to complete degrees elsewhere.

**WA Residents:** full-time first-time first-year students who paid in-state Washington Resident tuition and fees in their cohort year.

**Non-Residents:** full-time first-time first-year students who paid out-of-state Non-resident tuition and fees in their cohort year.

**Cumulative Weighted Average Graduation Rates for First-time, First-years  
Combined Cohorts of 2008, 2009, 2010, 2011, and 2012**

**Athletic Aid and Athletes**



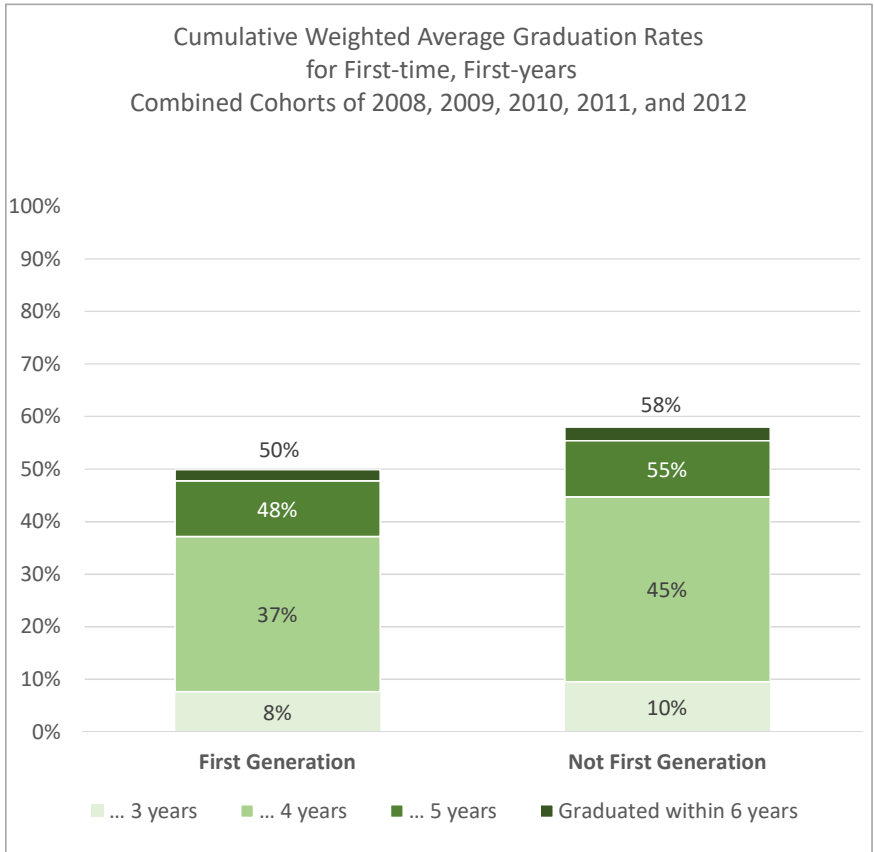
Cohorts are tracked from their entry fall to each subsequent fall quarter.

Cohorts include only first-year students who enroll full-time in their first quarter and who have not attended college anywhere else since high school completion. No transfer students are included.

Cohorts are not adjusted for students who transfer from Evergreen to complete degrees elsewhere.

**Cumulative Weighted Average Graduation Rates for First-time, First-years  
Combined Cohorts of 2008, 2009, 2010, 2011, and 2012**

**First Generation Status**



Cohorts are tracked from their entry fall to each subsequent fall quarter.

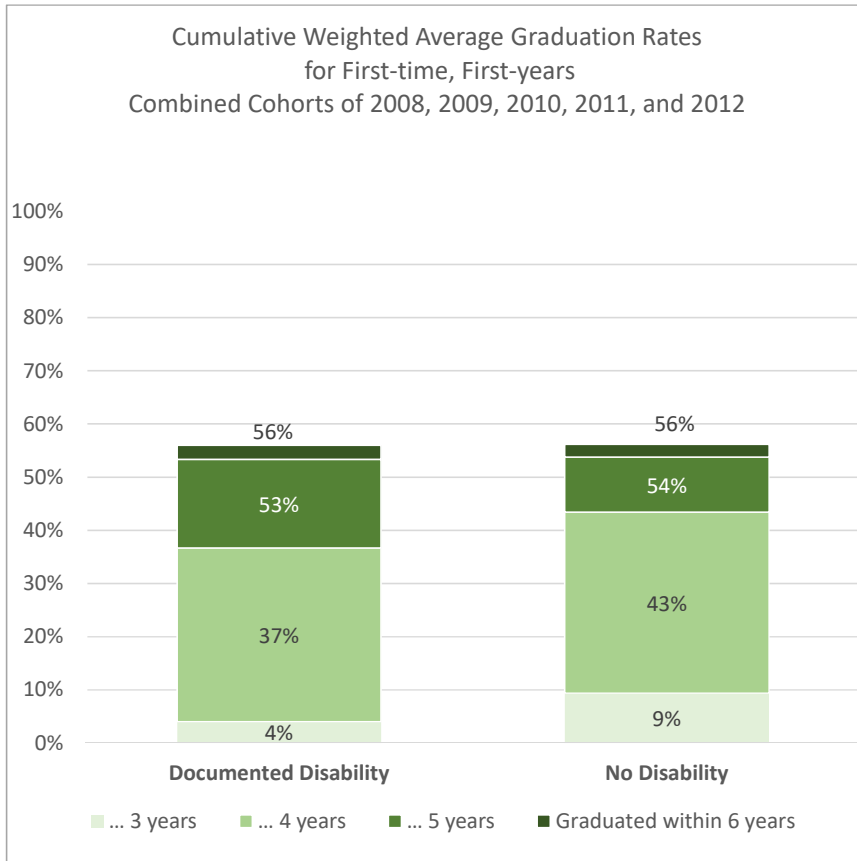
Cohorts include only first-year students who enroll full-time in their first quarter and who have not attended college anywhere else since high school completion. No transfer students are included.

Cohorts are not adjusted for students who transfer from Evergreen to complete degrees elsewhere.

**First Generation:** Neither the student's mother or father completed a four-year college degree, as indicated by the student at time of application to Evergreen OR per FAFSA data in first fall quarter.

**Cumulative Weighted Average Graduation Rates for First-time, First-years  
Combined Cohorts of 2008, 2009, 2010, 2011, and 2012**

**Documented Disability**



Cohorts are tracked from their entry fall to each subsequent fall quarter.

Cohorts include only first-year students who enroll full-time in their first quarter and who have not attended college anywhere else since high school completion. No transfer students are included.

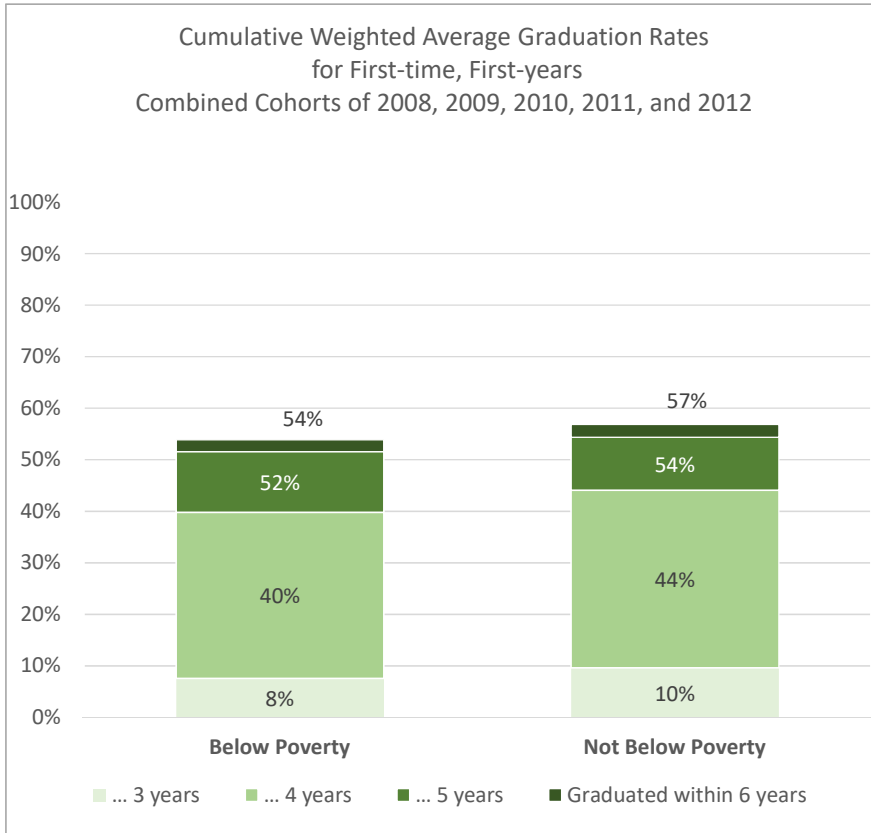
Cohorts are not adjusted for students who transfer from Evergreen to complete degrees elsewhere.

**Disability Documented:** Student has reported a disability to Evergreen which is documented in Banner student tracking system in their cohort fall quarter.

**No Disability:** Student not known by the college to have a disability in their cohort fall quarter.

**Cumulative Weighted Average Graduation Rates for First-time, First-years  
Combined Cohorts of 2008, 2009, 2010, 2011, and 2012**

**Below Poverty**



Cohorts are tracked from their entry fall to each subsequent fall quarter.

Cohorts include only first-year students who enroll full-time in their first quarter and who have not attended college anywhere else since high school completion. No transfer students are included.

Cohorts are not adjusted for students who transfer from Evergreen to complete degrees elsewhere.

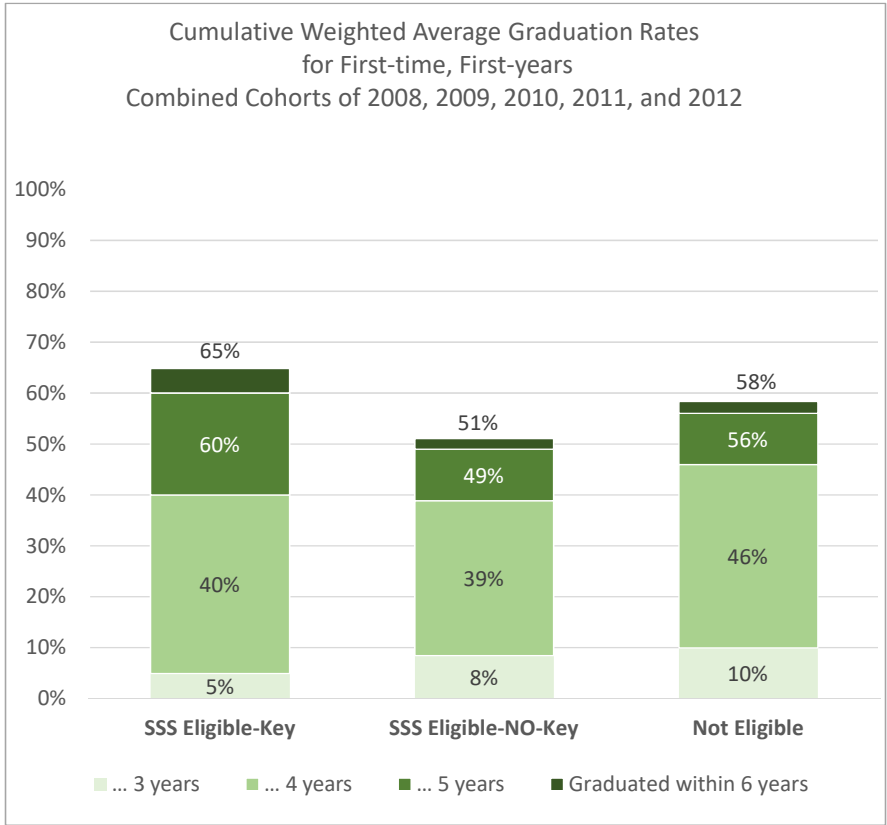
**Below Poverty:** student below federal poverty level in first fall quarter per FAFSA.

**Not Below Poverty:** student not known to be below federal poverty level in first fall quarter per FAFSA or no FAFSA completed.

**Cumulative Weighted Average Graduation Rates for First-time, First-years  
Combined Cohorts of 2008, 2009, 2010, 2011, and 2012**

**SSS & Key**

Cohorts are tracked from their entry fall to each subsequent fall quarter.  
 Cohorts include only first-year students who enroll full-time in their first quarter and who have not attended college anywhere else since high school completion.  
 No transfer students are included.  
 Cohorts are not adjusted for students who transfer from Evergreen to complete degrees elsewhere.



**SSS Eligible-KEY:** Student is first-generation, has documented disability, or was (federal low income or below poverty) in cohort year, and has received TRIO/KEY Program services.

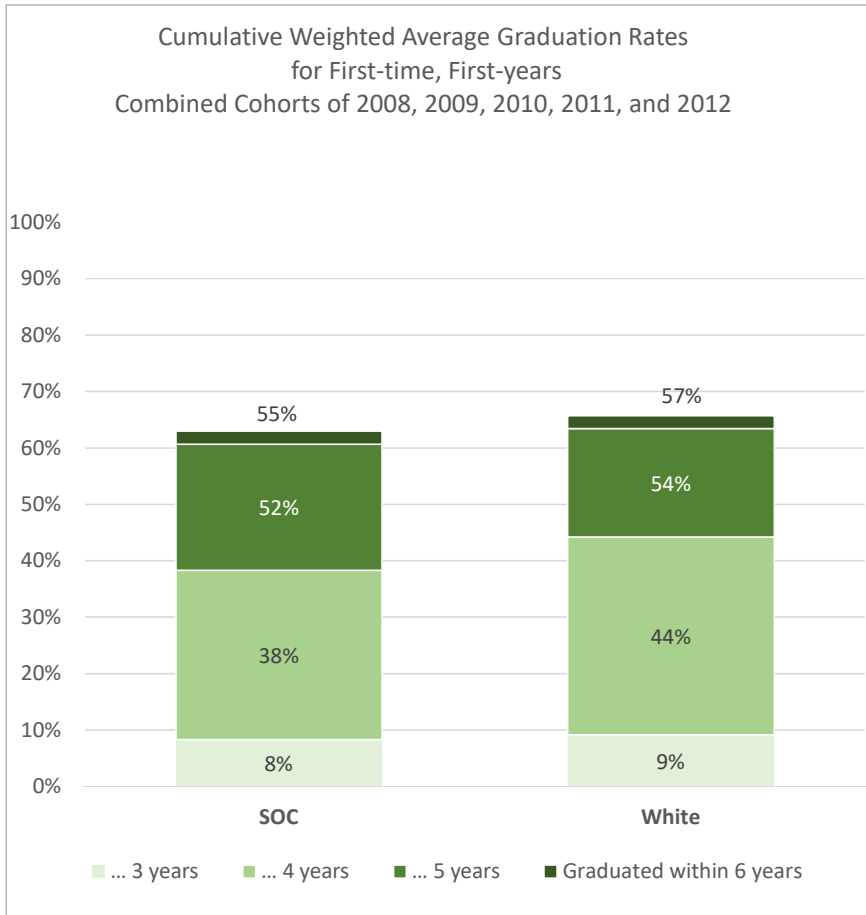
**SSS Eligible-NO KEY:** Student is first-generation, has documented disability, or was (federal low income or below poverty) in cohort year, but has NOT received TRIO/KEY Services.

**Not Eligible:** Student not known to be first generation, have documented disability, and is (not federal low income and not below poverty) in cohort year; thus, would not be eligible for federal TRIO Student Support Services (a.k.a. KEY program).

*NOTE: students can move from SSS Eligible-NO KEY into the SSS Eligible-KEY cohort if they connect with services after their first year; thus, these two cohorts can change over time.*

**Cumulative Weighted Average Graduation Rates for First-time, First-years  
Combined Cohorts of 2008, 2009, 2010, 2011, and 2012**

**Students of color**



Cohorts are tracked from their entry fall to each subsequent fall quarter.

Cohorts include only first-year students who enroll full-time in their first quarter and who have not attended college anywhere else since high school completion. No transfer students are included.

Cohorts are not adjusted for students who transfer from Evergreen to complete degrees elsewhere.

**Race/Ethnicity:** Coding changed substantially with cohort 2010. Hispanic students of any race are now included in Hispanic/Latino. Non-hispanic multi-racial students are moved into their own separate group, and thus numbers in other individual race categories are decreased. Pacific Islander/Native Hawaiian Non-hispanic students are analyzed as a separate group, whereas they were previously included with Asian/Pacific Islander; however, they are not presented in the web version as cohort size is often less than 10 students. Beginning with cohort 2010, Asian, Non-Hispanic no longer includes Pacific Islander/Native Hawaiians