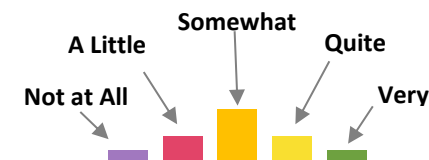


Confidence

Transfer students were asked to indicate their level of confidence in a series of areas. The table below shows the responses of Transfer students. Survey items are sorted from highest to lowest mean level of confidence and the most frequent response for each item is bolded. The highest mean level of confidence of Transfer students was to use their education to meet life-long goals. The lowest mean level of confidence was having the funding to complete their studies at Evergreen

Legend for Mini Charts



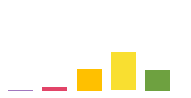


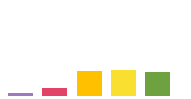


Transfer students

How confident are you that you...

<i>Confidence items listed from highest to lowest means</i>		Mean	Not at All (0)	A Little (1)	Somewhat (2)	Quite (3)	Very (4)	N
	Will be able to use your education to meet life-long goals	3.33	0.0%	1.5%	13.3%	36.0%	49.3%	339
	Will obtain an interdisciplinary education (that combines multiple disciplines or perspectives)	3.26	0.3%	2.1%	13.9%	39.1%	44.7%	338
	Have the skills and abilities to succeed at Evergreen	3.25	0.3%	1.5%	15.0%	39.7%	43.5%	340
	Will develop skills and expertise in a specific field or fields	3.23	0.0%	1.5%	15.3%	42.2%	41.0%	339
	Can manage most interpersonal conflicts	3.17	0.6%	3.8%	15.0%	39.2%	41.3%	339
	Will be able to pursue further education (graduate or professional) if you decide to in the future	3.14	0.3%	2.9%	19.2%	38.1%	39.5%	339
	Will have the kind of emotional support from family and friends that you need	3.09	1.8%	10.6%	12.9%	25.9%	48.8%	340

Transfer students

How confident are you that you...

<i>Confidence items listed from highest to lowest means</i>		Mean	Not at All (0)	A Little (1)	Somewhat (2)	Quite (3)	Very (4)	N
	Can get the kinds of classes you want at Evergreen	2.89	0.3%	4.4%	25.5%	45.5%	24.3%	341
	Will be able to find a satisfying job or make a desired career change after graduation	2.89	0.6%	5.6%	27.6%	36.8%	29.4%	340
	Can manage your time effectively	2.85	0.6%	6.5%	27.7%	38.1%	27.1%	339
	Will fit in at Evergreen socially	2.73	2.4%	9.4%	29.2%	31.0%	28.0%	339
	Will be able to manage any debt that you incur in completing your education at Evergreen	2.60	2.1%	13.8%	30.5%	29.3%	24.3%	341
	Have the funding to complete your studies at Evergreen	2.54	3.5%	11.8%	34.1%	28.2%	22.4%	340