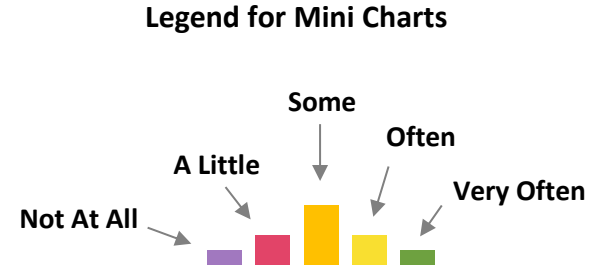



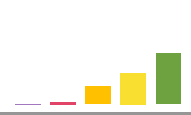
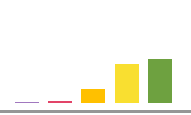

How often have you...?

Transfer students were asked to indicate how often they have interacted with people different from themselves. The interactions with the highest mean response for Transfer students were: Interacted with people of a different sexual or gender orientation than yourself. The lowest mean response was: Interacted with people of different political beliefs



Transfer respondents

How often have you?

<i>Interaction Listed from Highest to Lowest Means</i>	Mean	Not At All (0)	A Little (1)	Some (2)	Often (3)	Very Often (4)	N
 Interacted with people of a different sexual or gender orientation than yourself	3.33	0.0%	1.8%	17.6%	26.2%	54.4%	340
 Interacted with people of a different race or ethnicity than your own	3.28	0.4%	2.1%	17.6%	30.5%	49.9%	341
 Interacted with people of a different religion or of different spiritual beliefs	3.28	0.4%	1.8%	13.8%	39.6%	44.9%	341
 Interacted with people of different political beliefs	3.11	0.0%	3.5%	21.8%	35.0%	39.7%	340