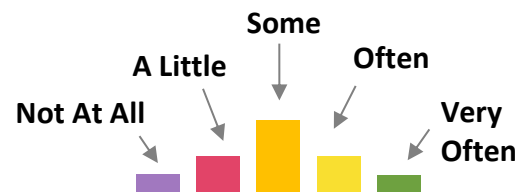


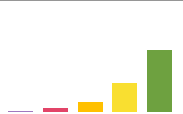
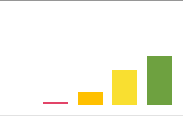
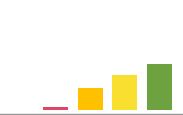

How often have you...?

First-time, First-year students were asked to indicate how often they have interacted with people different from themselves. The item with the highest mean response for First-time, First-year students was: Interacted with people of a different sexual or gender orientation than yourself. The lowest mean response for First-time, First-year students was: Interacted with people of different political beliefs.

Legend for Mini Charts



How often have you?

<i>Interactions Listed from Highest to Lowest Means</i>	Mean	Not At All (0)	A Little (1)	Some (2)	Often (3)	Very Often (4)	N
 Interacted with people of a different sexual or gender orientation than yourself	3.42	0.3%	3.4%	9.3%	27.8%	59.3%	356
 Interacted with people of a different religion or of different spiritual beliefs	3.34	0.0%	2.0%	12.4%	35.4%	50.3%	356
 Interacted with people of a different race or ethnicity than your own	3.17	0.0%	2.8%	20.8%	32.9%	43.5%	356
 Interacted with people of different political beliefs	3.04	0.0%	6.7%	21.9%	31.7%	39.6%	356