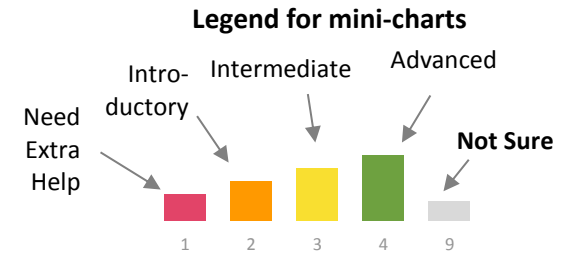
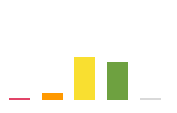

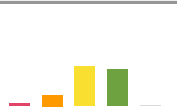
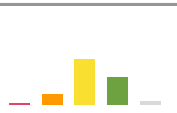
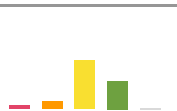



**Indicate the level of study you are most comfortable with as you begin your studies at Evergreen.**

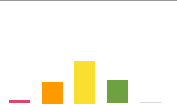
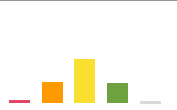
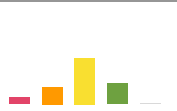
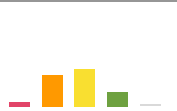
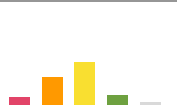
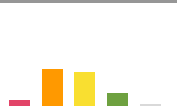
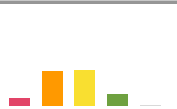

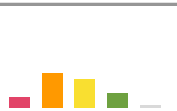
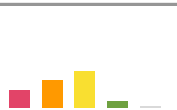
Transfer students were asked to indicate the level of study they were most comfortable with as they began their studies at Evergreen. The highest comfort levels for Transfer respondents were Reading for academic purposes, the lowest comfort level was Foreign language.



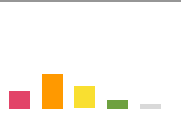
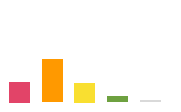
**What level of study are you most comfortable with as you begin your studies at Evergreen?**

Listed in order of comfort	Mean	Need Extra Help (1)	Introductory (2)	Intermediate (3)	Advanced (4)	Not Sure (9)	N
 Reading for academic purposes	3.31	1.8%	7.6%	<b>47.5%</b>	41.6%	1.5%	341
 Critically analyzing information	3.24	2.1%	8.6%	<b>50.9%</b>	36.4%	2.1%	338
 Using online sources to do research	3.24	2.6%	12.3%	<b>43.7%</b>	41.1%	0.3%	341
 Interdisciplinary thinking	3.17	1.8%	11.5%	<b>51.2%</b>	31.7%	3.8%	338
 Writing for academic purposes	3.14	4.1%	8.8%	<b>54.3%</b>	31.3%	1.5%	339
 Using computers to organize or present information	2.97	7.9%	17.1%	<b>43.5%</b>	30.3%	1.2%	340

**What level of study are you most comfortable with as you begin your studies at Evergreen?**

<i>Listed in order of comfort</i>	Mean	Need Extra Help (1)	Intro-ductory (2)	Inter-mediate (3)	Advanced (4)	Not Sure (9)	N
 Conducting library research	2.95	3.2%	23.6%	<b>46.9%</b>	25.4%	0.9%	339
 Social sciences	2.93	2.9%	23.3%	<b>49.0%</b>	22.1%	2.7%	339
 Using technology	2.89	7.4%	18.8%	<b>50.6%</b>	22.4%	0.9%	340
 Philosophy/Ethics	2.71	5.0%	34.9%	<b>41.6%</b>	16.4%	2.1%	341
 History	2.61	8.5%	31.2%	<b>47.6%</b>	10.3%	2.4%	340
 Culture or international studies	2.61	6.2%	<b>40.3%</b>	37.4%	14.1%	2.1%	340
 Politics and current events	2.58	8.3%	38.0%	<b>40.1%</b>	12.8%	0.9%	337
 Science and scientific methods	2.58	10.6%	31.7%	<b>44.9%</b>	11.4%	1.5%	341
 Visual/Media arts (e.g. drawing, film, sculpture)	2.53	11.8%	<b>37.9%</b>	31.5%	15.9%	2.9%	340
 Math, statistics, and/or quantitative reasoning	2.37	19.4%	30.6%	<b>41.2%</b>	7.1%	1.8%	340

**What level of study are you most comfortable with as you begin your studies at Evergreen?**

<i>Listed in order of comfort</i>		Mean	Need Extra Help (1)	Introductory (2)	Intermediate (3)	Advanced (4)	Not Sure (9)	N
	Performing arts (e.g. dance, theater, music)	2.27	20.0%	<b>40.0%</b>	25.3%	10.0%	4.7%	340
	Foreign language	2.13	22.3%	<b>47.8%</b>	21.7%	6.5%	1.8%	341