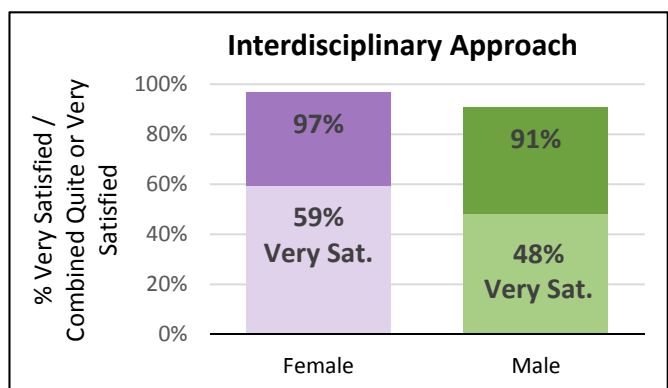


***On the Student Experience Survey (SES) students were asked to indicate their level of satisfaction with 26 different aspects of their education (Very Satisfied, Satisfied, Dissatisfied, and Very Dissatisfied). The Olympia campus random sample from the 2013 and 2015 SES were combined to make the sample large enough to disaggregate the data.***

Female and male students have varying levels of satisfaction with different aspects of their education.

Aspect of Education	Males (n=142)	Females (n=297)
	% Quite or Very Satisfied	
<b>Interdisciplinary approach to education*</b>	91%	<b>97%</b>
Level of respect you feel from faculty	<b>97%</b>	<b>94%</b>
Level of respect you feel from other campus staff	<b>93%</b>	<b>94%</b>
Narrative evaluations by faculty	<b>94%</b>	<b>93%</b>
Level of respect you feel from students	87%	<b>91%</b>
Your progress in achieving your educational goals	<b>92%</b>	90%
Overall quality of instruction	<b>94%</b>	90%
Availability of faculty outside of class	89%	89%
Relevance of academic assignments	90%	89%
The practice of self-evaluation	85%	88%
Opportunities to link theory and practice	88%	87%
Team teaching by faculty	85%	87%
Respect shown for different or opposing viewpoints	84%	86%
Campus activities	77%	85%
Opportunities for in-depth academic work/research	87%	84%
Match between classes and their description in the catalog	86%	83%
Availability of information on the college website	75%	83%
Your social experiences at Evergreen	84%	82%
Amount of time you are able to devote to your academic work	87%	82%
Faculty role in seminars	81%	82%
Quality of faculty feedback on your work	88%	82%
Opportunities for community service or volunteer work	83%	82%
Group projects and other peer collaborations	80%	80%
Seminars as a way of learning	77%	79%
Social climate in seminars	78%	79%
Academic planning/advising by faculty	85%	77%

Mean satisfaction for females is significantly higher than for males in one educational aspect: Interdisciplinary approach to education. Interdisciplinary education was the highest rated aspect for females – 97% are quite or very satisfied, while 91% of males are quite or very satisfied. There are no aspects where males were significantly higher than females.



*\*Mean difference significant at  $p \leq .05$*

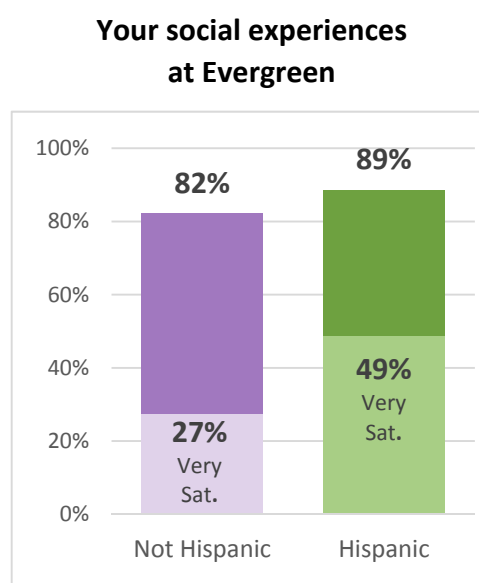
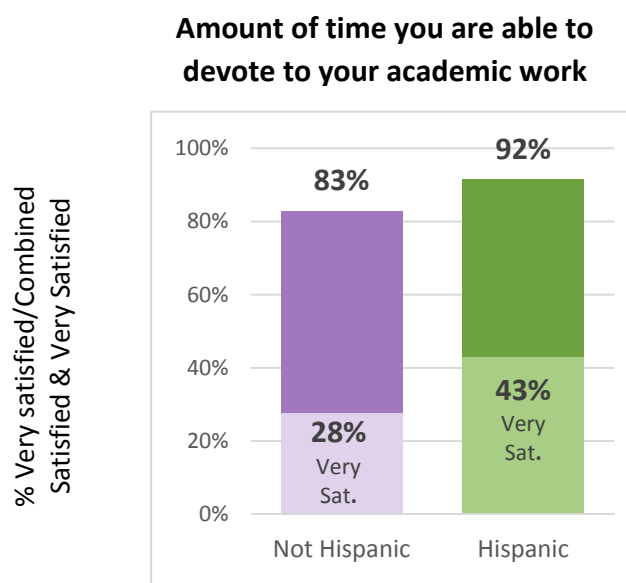
***On the Student Experience Survey (SES) students were asked to indicate their level of satisfaction with 26 different aspects of their education (Very Satisfied, Satisfied, Dissatisfied, and Very Dissatisfied). The Olympia campus random sample from the 2013 and 2015 SES were combined to make the sample large enough to disaggregate the data.***

### **Hispanic Students (n=35)**

The two aspects with the highest level of satisfaction are the same for Hispanic and not Hispanic students:

- Level of respect you feel from faculty
- Interdisciplinary approach to education

There are two significant differences\* in satisfaction between Hispanic and not Hispanic students. Hispanic students have higher levels of satisfaction with the Amount of time they are able to devote to their academic work and their Social experiences at Evergreen.

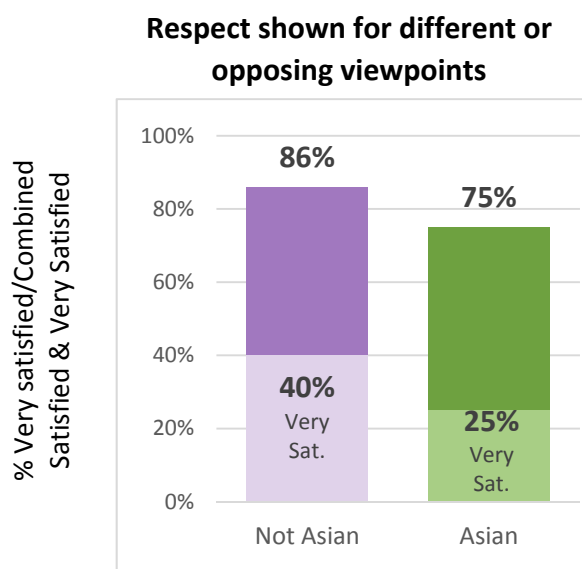


### **Asian Students (n=24)**

The two aspects with the highest mean level of satisfaction are the same for Asian and not Asian students:

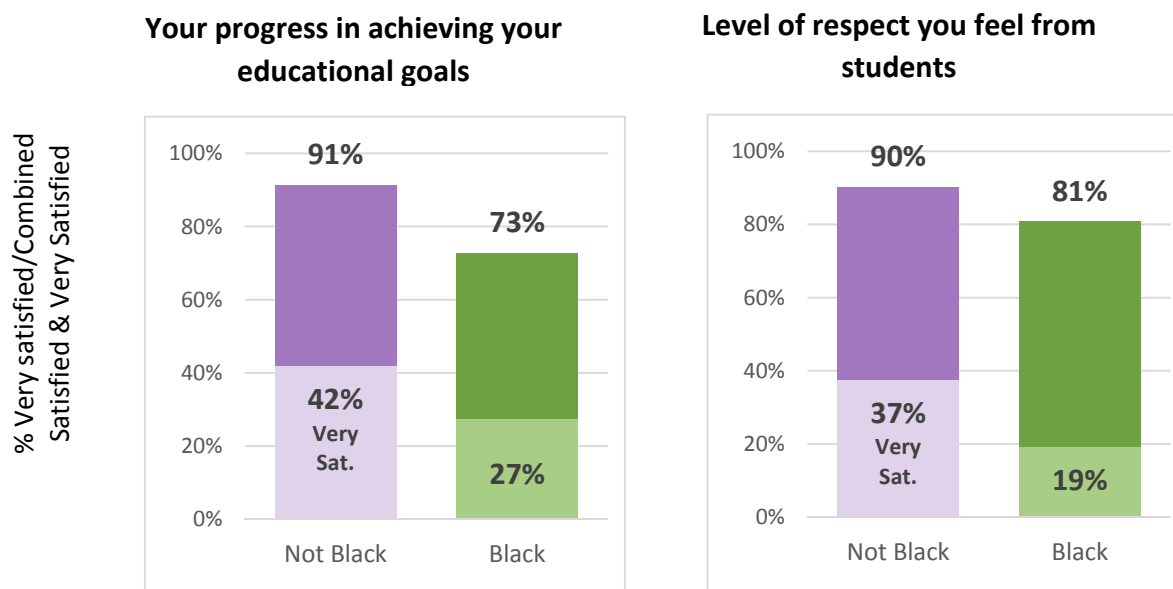
- Level of respect you feel from faculty
- Interdisciplinary approach to education

There is one significant difference\* in satisfaction between Asian and not Asian students. Asian students have lower levels of satisfaction with the Respect shown for different or opposing viewpoints.



### Black Students (n=22)

The mean level of satisfaction for different aspects of education is disparate for Black and not Black students. Only the highest aspect is the same (Level of respect they feel from faculty). Although there are many dissimilarities in the mean level of satisfaction only two of the differences are significant\*. Black students have lower levels satisfaction with their Progress in achieving their goals and the Level of respect they feel from students.



### American Indian Students (n=21)

American Indian students have no significant differences\* from students who are not American Indian. The top five highest levels of mean satisfaction for American Indian students are:

- Narrative evaluations by faculty
- Interdisciplinary approach to education
- Relevance of academic assignments
- Availability of faculty outside of class
- Quality of faculty feedback on your work

### White Students (n=331)

White students have no significant differences\* from not white students. The top five highest levels of mean satisfaction for white students are:

- Interdisciplinary approach to education
- Level of respect you feel from faculty
- Narrative evaluations by faculty
- Level of respect you feel from other campus staff
- Overall quality of instruction

Satisfaction results were disaggregated for the Tacoma campus for white/non-white, and black/non-black, and students of color/white, non-Hispanic; no significant differences were found.