





























































































































































































































Percent of 2019 Student Experience Survey respondents who indicated they had used resources in the past academic year.

On the Evergreen Student Experience Survey students were asked if they have used a list of services during the past academic year.

Student & Academic Life

Resources

Olympia Campus 2019 (n=599)

	Campus library	Library digital/online databases and resources	Writing Center or writing tutors	Quantitative & Symbolic Reasoning (QuaSR) Center	Center for Community-Based Learning & Action (CCBLA)	Science Support Center or SITs	Media Loan	Electronic Media	Center for Creative and Applied Media (CCAM)	Photo Services/ Photoland
Sex	%	%	%	%	%	%	%	%	%	%
Female (n=412)	97 	87 	38 ▲ 	27 	13 	25 	39 	23 ▼ 	10 	25 
Male (n=187)	95 	82 	29 	27 	13 	23 	40 	33 	14 	23 
Low income										
Low income (342)	95 	85 	36 	27 	14 	24 	42 	28 	10 	25 
Not low income	97 	86 	34 	27 	12 	24 	36 	25 	13 	23 
First-generation										
First-generation (184)	97 	84 	34 	29 	13 	30 ▲ 	40 	24 	12 	22 
Not First-generation	95 	86 	35 	26 	13 	21 	39 	27 	11 	25 
Disability										
Disabled (108)	97 * 	80 	42 ▲ 	38 ▲ 	13 	27 	42 	26 	9 	24 
Not Disabled	96 * 	86 	34 	24 	13 	23 	39 	26 	11 	24 
Gay, Lesbian, Bisexual, Queer, or Questioning										
GLBTQQ (342)	96 	85 	35 	28 	14 	23 	44 ▲ 	28 	12 	27 ▲ 
Not GLBTQQ (246)	96 	85 	35 	26 	12 	25 	32 	24 	9 	20 
Gender-nonconforming										
Gender-nonconforming (145)	97 	86 	35 	26 	13 	20 	44 	29 	15 ▲ 	32 ▲ 
Not GNC (441)	96 	85 	35 	27 	13 	25 	37 	25 	10 	22 
Non-Traditional age										
Non-Traditional age (255)	94 ▼ 	82 	34 	28 	14 	30 ▲ 	37 	25 	8 	22 
Traditional age	98 	87 	36 	26 	12 	20 	41 	28 	12 	26 
Residency										
Resident (493)	96 * 	85 	35 	27 	14 	23 	41 ▲ 	27 	12 	24 
Non-Resident	98 * 	89 	35 	27 	10 	27 	31 	23 	8 	26 
Race/ethnicity*										
All students	96 	85 	35 	27 	13 	24 	39 	26 	11 	24 
Hispanic (72)	92 ▼ 	84 	44 ▲ 	32 ▲ 	24 ▲ 	19 ▼ 	54 ▲ 	47 ▲ 	25 ▲ 	42 ▲ 
Black (35)	100 ▲ 	97 ▲ 	41 ▲ 	26 	18 ▲ 	27 	49 ▲ 	34 ▲ 	11 	21 
American Indian (20)	95 	81 ▼ 	24 ▼ 	29 	5 ▼ 	24 	62 ▲ 	38 ▲ 	14 ▲ 	38 ▲ 
Asian (44)	98 ▲ 	82 ▼ 	42 ▲ 	22 ▼ 	11 	31 ▲ 	47 ▲ 	24 	11 	24 
White (483)	96 	85 	33 	24 	12 	21 	38 	24 	10 	23 

*Categories not mutually exclusive

Statistically higher ▲ | lower ▼ (p<.05)

✖ = Cannot test significance due to cell size

Percent of 2019 Student Experience Survey respondents who indicated they had used resources in the past academic year.

On the Evergreen Student Experience Survey students were asked if they have used a list of services during the past academic year.

Student & Academic Life Resources, Other resources Olympia Campus 2019 (n=599)							Services from other divisions			
	Residential life programming (RAD)	Student Activities	Student Wellness Services	Office of Sexual Violence Prevention	Constantino Recreation Center, Athletics	Intercity Transit bus service	Police Services/ Parking Services	Campus Computing Resources	Financial Aid Office or on- site Financial Aid Counselor	Veterans Resource Center
Sex	%	%	%	%	%	%	%	%	%	%
Female (n=412)	29	49 ▲	43	8	57	65	37	46 ▼	70	8 ▼
Male (n=187)	24	37	45	5	58	65	35	58	64	17
Low income										
Low income (342)	25	44	43	7	56	65	40 ▲	51	88 ▲	11
Not low income	30	46	44	7	58	66	32	49	41	12
First-generation										
First-generation (184)	24	42	36 ▼	7	54	56 ▼	40	43 ▼	79 ▲	13
Not First-generation	29	47	47	7	59	69	35	53	63	10
Disability										
Disabled (108)	35 ▲	57 ▲	61 ▲	8	65 ▲	73 ▲	33	54	66	9
Not Disabled	26	43	40	7	56	64	37	49	68	12
Gay, Lesbian, Bisexual, Queer, or Questioning										
GLBTQQ (342)	31 ▲	51 ▲	48 ▲	8	60	73 ▲	35	52	68	8 ▼
Not GLBTQQ (246)	23	36	37	5	53	54	38	47	67	14
Gender-nonconforming										
Gender-nonconforming (145)	29	57 ▲	58 ▲	12 ▲	53	79 ▲	24 ▼	51	63	11
Not GNC (441)	27	40	38	5	59	61	40	49	69	11
Non-Traditional age										
Non-Traditional age (255)	11 ▼	37	34 ▼	6	46 ▼	50 ▼	41 ▲	54	77 ▲	16 ▲
Traditional age	40	52	51	8	66	77	33	47	62	7
Residency										
Resident (493)	25	42 ▼	40 ▼	7	56	62 ▼	38	49	72 ▲	13
Non-Resident	41	57	62	9	65	81	31	55	50	3
Race/ethnicity*										
All students	28	45	44	7	57	65	37	50	68	11
Hispanic (72)	30	54 ▲	40	15 ▲	60	70 ▲	39	62 ▲	74 ▲	16 ▲
Black (35)	42 ▲	65 ▲	42	12 ▲	56	62	50 ▲	54	85 ▲	18 ▲
American Indian (20)	14 ▼	38 ▼	27 ▼	5	52 ▼	43 ▼	43 ▲	52	71	14 ▲
Asian (44)	30	44	39 ▼	9	55	69 ▲	31 ▼	39 ▼	75 ▲	11
White (483)	27	45	37 ▼	7	58	65	34	50	65	10

*Categories not mutually exclusive

Statistically higher ▲ | lower ▼ (p<.05)

✖ = Cannot test significance due to cell size

Percent of 2019 Student Experience Survey respondents who indicated they had used resources in the past academic year.

On the Evergreen Student Experience Survey students were asked if they have used a list of services during the past academic year.

IESS Resources Olympia Campus 2019 (n=599)							
	Student Employment Services	Academic Advising Office, workshops	Career Development Center	First Peoples' Multicultural Trans & Queer Advising Services	Student Equity and Arts Lounge	TRIO Student Services	Access Services for Students with Disabilities
Sex	%	%	%	%	%	%	%
Female (n=412)	50 ▲	59	25	18	22	16	17
Male (n=187)	39	62	21	13	16	11	16
Low income							
Low income (342)	52 ▲	63	26	18	21	21 ▲	15
Not low income	39	57	21	14	19	6	18
First-generation							
First-generation (184)	48	59	28	17	20	26 ▲	19
Not First-generation	46	61	21	17	20	10	15
Disability							
Disabled (108)	48	70 ▲	28	25 ▲	30 ▲	25 ▲	57 ▲
Not Disabled	46	59	23	15	18	13	8
Gay, Lesbian, Bisexual, Queer, or Questioning							
GLBTQQ (342)	50 ▲	59	21	23 ▲	25 ▲	15	18
Not GLBTQQ (246)	41	64	27	8	13	15	13
Gender-nonconforming							
Gender-nonconforming (145)	50	65 ▲	19	34 ▲	34 ▲	20	23 ▲
Not GNC (441)	45	57	25	10	16	13	14
Non-Traditional age							
Non-Traditional age (255)	40 ▼	62	27	16	17	19 ▲	17
Traditional age	51	54	21	17	23	12	16
Residency							
Resident (493)	46	62	24	18	19	16 ▲	17
Non-Resident	49	54	21	29	23	9	12
Race/ethnicity*							
All students	46	61	24	16	20	15	16
Hispanic (72)	59 ▲	54 ▼	27 ▲	29 ▲	31 ▲	14	11 ▼
Black (35)	62 ▲	65 ▲	27 ▲	50 ▲	59 ▲	18 ▲	19
American Indian (20)	38 ▼	52 ▼	10 ▼	24 ▲	29 ▲	14	33 ▲
Asian (44)	43	76 ▲	23	27 ▲	30 ▲	16	13 ▼
White (483)	45	59	22	13 ▼	16 ▼	14	11 ▼

*Categories not mutually exclusive

Statistically higher ▲ | lower ▼ (p<.05)

× = Cannot test significance due to cell size

Evergreen Resources – Olympia – Disaggregation by demographic subgroups with significant differences. All differences are based on a significance level of p is less than .05. Most variables were tested with chi-square test on the percentage of students who reported using the resource. Race/ethnic categories were tested with a t-test at the same significance level.

Females are *more* likely than male students to use the following resources:

- Writing center or writing tutors
- Student activities
- Student employment services

Females are **less** likely than male students to use the following resources:

- Veterans resource center
- Electronic media
- Campus computing resources

Low income students are *more* likely than students who are not low income to use the following resources:

- Financial aid
- Police/parking services
- Student employment services
- TRIO student services

First-generation students are *more* likely than not-first-gen students to use the following resources:

- Science support center or SITs
- Financial aid
- TRIO student services

First-generation students are **less** likely than not-first-gen students to use the following resources:

- Campus computing resources
- Student wellness services
- Intercity transit

Students with a reported disability are *more* likely than students who do not have a disability to use the following resources:

- Writing center or writing tutors
- QuaSR
- Residential life programming (RAD)
- Student wellness services
- CRC
- Intercity transit
- Student activities
- Academic advising office
- First peoples' multicultural, trans and queer advising services.
- Student equity and arts lounge (SEAL)
- TRIO student services
- Access services

Students with a reported disability are not less likely than students who do not have a disability to use any resources.

Gay, Lesbian, Bisexual, Queer or Questioning students *more* likely than heterosexual students to use the following resources:

- Media loan
- Photoland
- Intercity transit
- Student activities
- Student employment services
- First peoples' multicultural, trans and queer advising services.
- Student equity and arts lounge (SEAL)

Gay, Lesbian, Bisexual, Queer or Questioning students **less** likely than heterosexual students to use the following resources:

- Veterans resource center

Gender-nonconforming students *more* likely than cisgender* students to use the following resources:

- Photoland
- Center for Creative and Applied Media (CCAM)
- Student wellness services
- Office of sexual violence prevention
- Intercity transit
- Student activities
- Academic advising
- First peoples' multicultural, trans and queer advising services.
- Student equity and arts lounge (SEAL)
- Access services

Gender-nonconforming students **less** likely than cisgender* students to use the following resources:

- Center for Creative and Applied Media (CCAM)
- Police and parking services

*Cisgender is an adjective denoting a person whose gender identity corresponds with the sex they were assigned at birth. (*Merriam-Webster*) The term cisgender is not indicative of gender expression, sexual orientation, or how one is perceived in daily life.

Non-traditional age students are *more* likely than traditional age students to use the following resources:

- Science support center or SITs
- Financial aid
- Police/parking services
- Financial aid
- Veterans resource center
- TRIO student services

Non-traditional age students are **less** likely than traditional age students to use the following resources:

- Campus library
- Residential life programming (RAD)
- Student employment services
- Student wellness services
- CRC
- Intercity transit

Washington residents are *more* likely than non-residents to use the following resources:

- Media loan
- Financial aid
- TRIO student services

Washington residents are **less** likely than non-residents to use the following resources:

- Intercity transit
- Student wellness services
- Student activities
- Intercity transit

Hispanic students are *more* likely than non-Hispanic students to use the following resources:

• Media loan	• Financial aid
• Writing center	• Veterans resource center
• QuaSR	• Intercity transit
• Electronic media	• Student activities
• CCAM	• Student employment services
• Photoland	• Career development center
• Campus Computing resources	• First peoples' advising services
• Office of sexual violence prevention	• Student equity and arts lounge (SEAL)
• CCBLA	• Financial aid

Hispanic students are **less** likely than non-Hispanic students to use the following resources:

- Campus library
- Science support center or SITs
- Academic advising office
- Access services

Black students are *more* likely than non-Black students to use the following resources:

• Campus library	• Veterans resource center
• Library online resources	• Police and parking services
• Electronic media	• Student activities
• Writing center	• Student employment services
• Media loan	• Academic advising
• Residential life programming (RAD)	• Career development center
• Office of sexual violence prevention	• First peoples' advising services
• CCBLA	• Student equity and arts lounge (SEAL)
• Financial aid	• TRIO student services

Black students are not less likely than non-Black students to use any resources.

Native students are *more* likely than non-Native students to use the following resources:

- Media loan
- Electronic Media
- CCAM
- Photoland
- Police services / Parking services
- First peoples' multicultural, trans and queer advising services.
- Student equity and arts lounge (SEAL)
- TRIO student services
- Access services

Native students are **less** likely than non-Native students to use the following resources:

- Intercity transit
- Academic advising
- Student employment services
- Student activities
- Residential life programming (RAD)
- Student wellness services
- CRC
- Intercity transit
- Library digital / online resources
- Writing center or writing tutors

Asian students are *more* likely than non-Asian students to use the following resources:

- Media loan
- Campus Library
- Writing center
- Science support center or SITs
- Financial aid office
- Intercity transit
- Academic advising
- First peoples' multicultural, trans and queer advising services.
- Student equity and arts lounge (SEAL)

Asian students are **less** likely than non-Asian students to use the following resources:

- Library digital resources
- QuaSR
- Campus computing resources
- Student wellness services
- Police / parking services
- Access services