


Linear Video Editing Diagrams

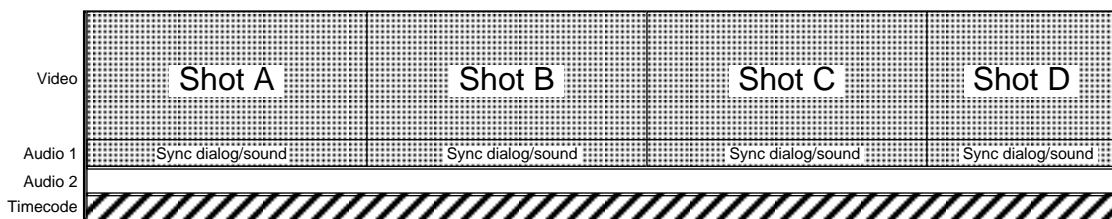


This track representation is conceptual (when dealing with DV anyway)

Basic Techniques:

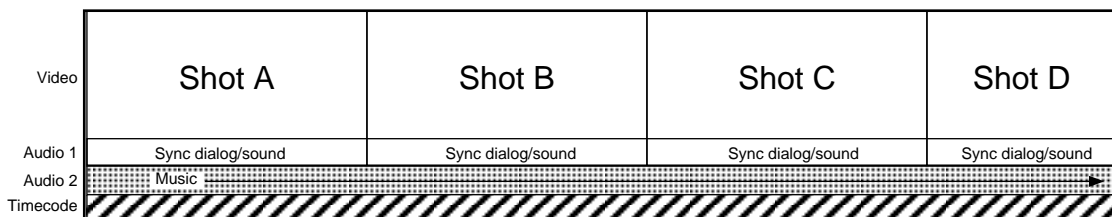
Step 1

Sequentially edit shots including original sync audio recorded to track 1



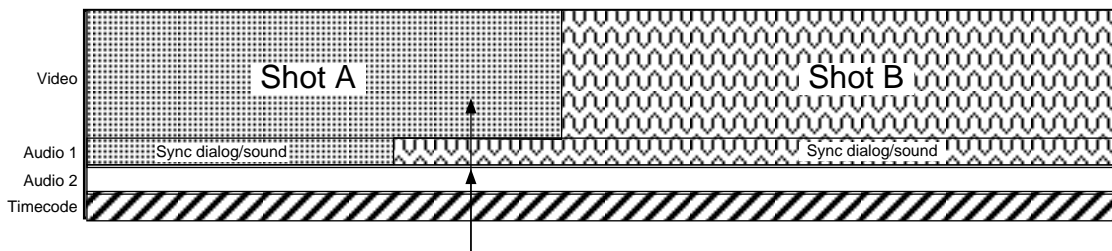
Step 2

Go back and record music on track 2



L-Cuts:

Sound from second shot is heard before picture from second shot is seen



Can provide the illusion that this sound and this picture are happening at the same time.

Cut-away Inserting:

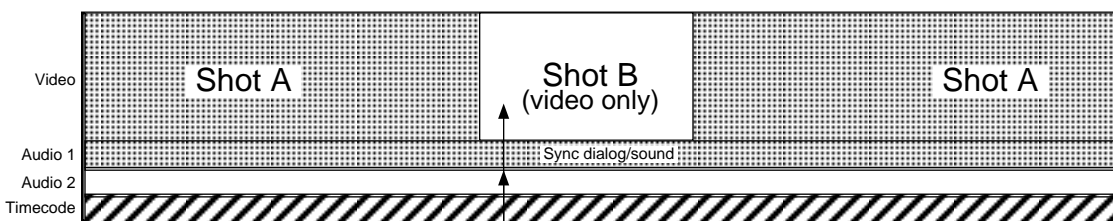
Step 1

Edit shot A onto Master



Step 2

Go back and insert just video in middle of shot A (could be a reaction or whatever). Audio from shot A is undisturbed.



Can provide the illusion that this sound and this picture are happening at the same time.