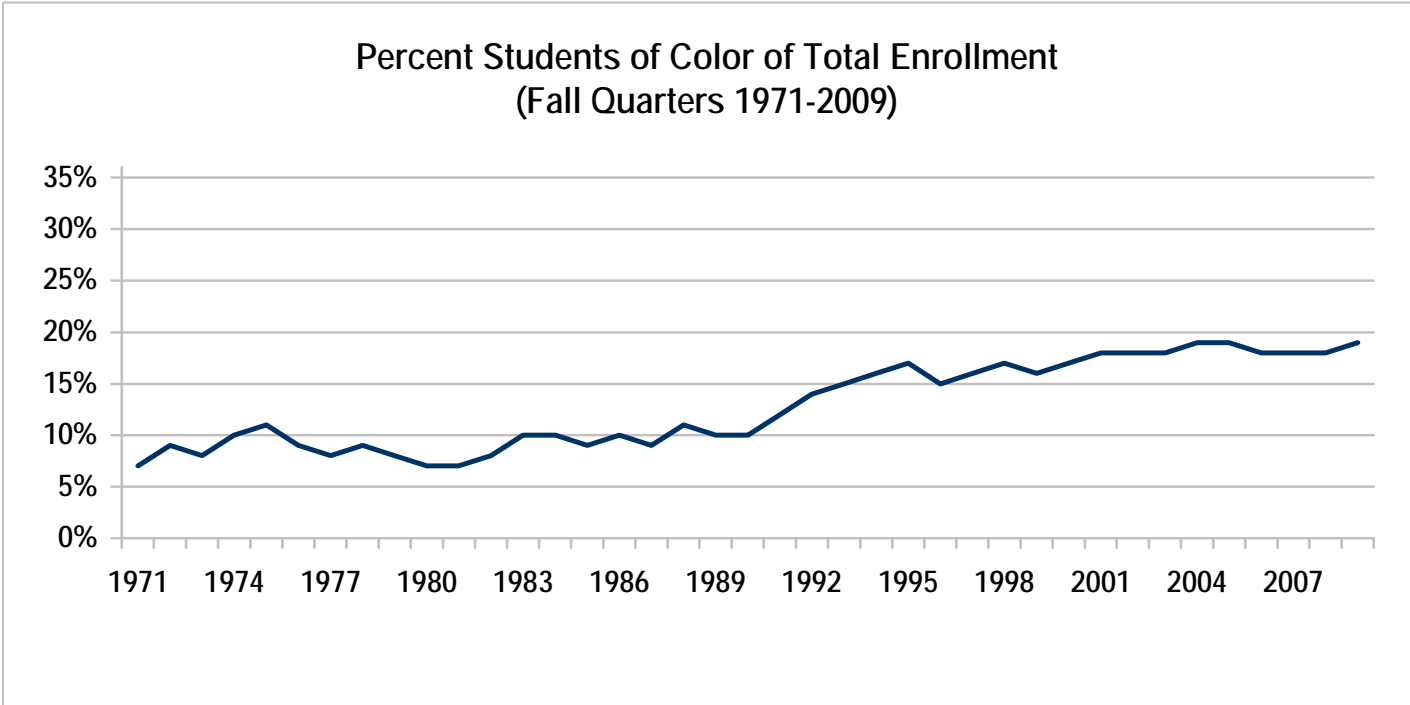


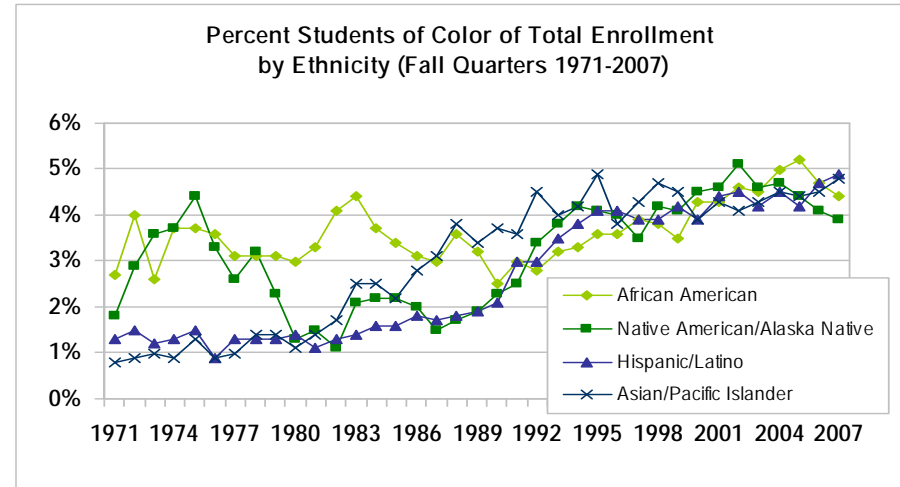
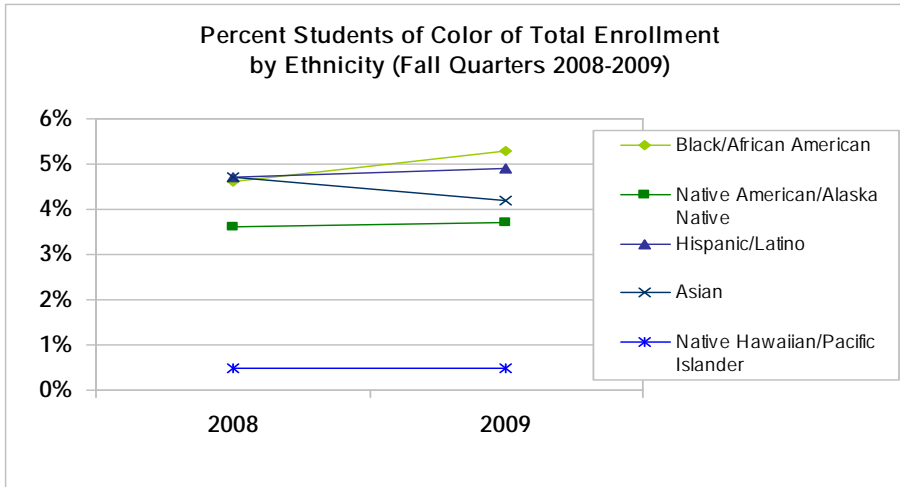
**The Evergreen State College
Percent Students of Color of Total Enrollment**



| | | | | | | | | | | | |
|--------------------------|-------------|-------------|-------------|-------------|-------------|-------------|-------------|-------------|-------------|-------------|-------------|
| | 1971 | 1972 | 1973 | 1974 | 1975 | 1976 | 1977 | 1978 | 1979 | 1980 | 1981 |
| % Students of Color | 7% | 9% | 8% | 10% | 11% | 9% | 8% | 9% | 8% | 7% | 7% |
| Number Students of Color | 78 | 190 | 196 | 234 | 275 | 230 | 207 | 209 | 204 | 191 | 203 |
| | 1982 | 1983 | 1984 | 1985 | 1986 | 1987 | 1988 | 1989 | 1990 | 1991 | 1992 |
| % Students of Color | 8% | 10% | 10% | 9% | 10% | 9% | 11% | 10% | 10% | 12% | 14% |
| Number Students of Color | 212 | 281 | 281 | 283 | 286 | 283 | 353 | 337 | 350 | 409 | 463 |
| | 1993 | 1994 | 1995 | 1996 | 1997 | 1998 | 1999 | 2000 | 2001 | 2002 | 2003 |
| % Students of Color | 15% | 16% | 17% | 15% | 16% | 17% | 16% | 17% | 18% | 18% | 18% |
| Number Students of Color | 505 | 561 | 604 | 575 | 637 | 700 | 665 | 684 | 747 | 795 | 773 |
| | 2004 | 2005 | 2006 | 2007 | 2008 | 2009 | | | | | |
| % Students of Color | 19% | 19% | 18% | 18% | 18% | 19% | | | | | |
| Number Students of Color | 820 | 825 | 811 | 837 | 846 | 936 | | | | | |

The Evergreen State College Percent Students of Color of Total Enrollment

Beginning in 2008, tracking of ethnicity data was modified to report Asian/Pacific Islander as two subgroups: Asian and Native Hawaiian/Pacific Islander. New trend lines for student ethnicity branch from the Fall 2008 baseline data shown below, left; historical trend data is preserved in the chart at right.



| | | | | | | | | | | | | | | | |
|----------------------------------|-------------|-------------|-------------|-------------|-------------|-------------|-------------|-------------|-------------|-------------|-------------|-------------|-------------|-------------|-------------|
| | 1971 | 1972 | 1973 | 1974 | 1975 | 1976 | 1977 | 1978 | 1979 | 1980 | 1981 | 1982 | 1983 | 1984 | 1985 |
| Black/African American | 2.7% | 4.0% | 2.6% | 3.7% | 3.7% | 3.6% | 3.1% | 3.1% | 3.1% | 3.0% | 3.3% | 4.1% | 4.4% | 3.7% | 3.4% |
| Native American/Alaska Native | 1.8% | 2.9% | 3.6% | 3.7% | 4.4% | 3.3% | 2.6% | 3.2% | 2.3% | 1.3% | 1.5% | 1.1% | 2.1% | 2.2% | 2.2% |
| Hispanic/Latino | 1.3% | 1.5% | 1.2% | 1.3% | 1.5% | 0.9% | 1.3% | 1.3% | 1.3% | 1.4% | 1.1% | 1.3% | 1.4% | 1.6% | 1.6% |
| Asian/Pacific Islander | 0.8% | 0.9% | 1.0% | 0.9% | 1.3% | 0.9% | 1.0% | 1.4% | 1.4% | 1.1% | 1.4% | 1.7% | 2.5% | 2.5% | 2.2% |
| Asian | | | | | | | | | | | | | | | |
| Native Hawaiian/Pacific Islander | | | | | | | | | | | | | | | |
| | 1986 | 1987 | 1988 | 1989 | 1990 | 1991 | 1992 | 1993 | 1994 | 1995 | 1996 | 1997 | 1998 | 1999 | 2000 |
| Black/African American | 3.1% | 3.0% | 3.6% | 3.2% | 2.5% | 3.0% | 2.8% | 3.2% | 3.3% | 3.6% | 3.6% | 3.9% | 3.8% | 3.5% | 4.3% |
| Native American/Alaska Native | 2.0% | 1.5% | 1.7% | 1.9% | 2.3% | 2.5% | 3.4% | 3.8% | 4.2% | 4.1% | 4.0% | 3.5% | 4.2% | 4.1% | 4.5% |
| Hispanic/Latino | 1.8% | 1.7% | 1.8% | 1.9% | 2.1% | 3.0% | 3.0% | 3.5% | 3.8% | 4.1% | 4.1% | 3.9% | 3.9% | 4.2% | 3.9% |
| Asian/Pacific Islander | 2.8% | 3.1% | 3.8% | 3.4% | 3.7% | 3.6% | 4.5% | 4.0% | 4.2% | 4.9% | 3.8% | 4.3% | 4.7% | 4.5% | 3.9% |
| Asian | | | | | | | | | | | | | | | |
| Native Hawaiian/Pacific Islander | | | | | | | | | | | | | | | |
| | 2001 | 2002 | 2003 | 2004 | 2005 | 2006 | 2007 | 2008 | 2009 | | | | | | |
| Black/African American | 4.3% | 4.6% | 4.5% | 5.0% | 5.2% | 4.7% | 4.4% | 4.6% | 5.3% | | | | | | |
| Native American/Alaska Native | 4.6% | 5.1% | 4.6% | 4.7% | 4.4% | 4.1% | 3.9% | 3.6% | 3.7% | | | | | | |
| Hispanic/Latino | 4.4% | 4.5% | 4.2% | 4.5% | 4.2% | 4.7% | 4.9% | 4.7% | 4.9% | | | | | | |
| Asian/Pacific Islander | 4.3% | 4.1% | 4.3% | 4.5% | 4.4% | 4.5% | 4.8% | | | | | | | | |
| Asian | | | | | | | | 4.7% | 4.2% | | | | | | |
| Native Hawaiian/Pacific Islander | | | | | | | | 0.5% | 0.5% | | | | | | |