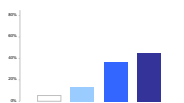
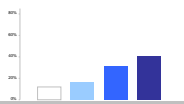
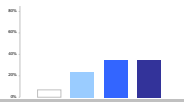
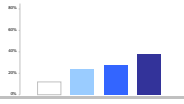
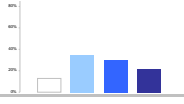
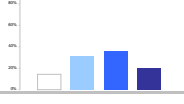
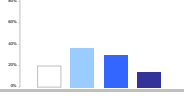
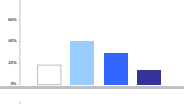
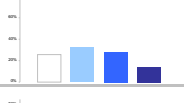
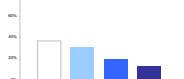


The Evergreen State College
Evergreen Student Experience Survey 2008
Responses of First-Time, First-Year Students

Goals for College

Students were asked how important certain goals are in earning their college education. The chart below is sorted from highest to lowest mean response. Almost 98% of first-time, first-year respondents indicated that personal growth and development and achieving personal success/satisfaction were "Important or "Very Important," and 97.7% responded that being a more informed individual was "Important" or "Very Important." The goals that received the lowest mean responses were starting or improving a business; meeting the expectations of friends and family; developing the ability to understand and use mathematics, statistics, or quantitative reasoning; and developing computer skills.

In earning your college education, how important are the following goals? (N=140)		Not Important (0)	Slightly Important (1)	Important (2)	Very Important (3)	Mean	Median	Skipped question (N)
	Personal growth and development or achieving personal success/satisfaction	0.0%	2.3%	16.5%	81.2%	2.79	3.00	7
	Being a more informed individual	0.8%	1.5%	24.1%	73.7%	2.71	3.00	7
	Getting a job of your choice or making a career change	3.0%	9.0%	24.8%	63.2%	2.48	3.00	7
	Developing creative and effective communication skills (e.g. speaking and writing)	1.5%	8.3%	31.6%	58.6%	2.47	3.00	7
	Gaining expertise in a particular field	0.7%	11.2%	38.1%	50.0%	2.37	2.50	6
	Being prepared for further education (graduate, professional, or doctoral)	1.5%	14.3%	30.8%	53.4%	2.36	3.00	7
	Gaining an understanding of a broad range of ideas and fields of study	0.0%	15.2%	36.4%	48.5%	2.33	2.00	8
	Helping others or contributing to the community	4.5%	16.5%	30.8%	48.1%	2.23	2.00	7

In earning your college education, how important are the following goals? (N=140)		Not Important (0)	Slightly Important (1)	Important (2)	Very Important (3)	Mean	Median	Skipped question (N)
	Gaining a better understanding and appreciation for differences (ethnic, political, etc.)	5.3%	12.8%	36.8%	45.1%	2.22	2.00	7
	Developing artistic abilities using one or more media (e.g. sculpture, painting, film, video, photography)	12.0%	16.5%	30.8%	40.6%	2.00	2.00	7
	Conserving and restoring the environment	6.8%	23.5%	34.8%	34.8%	1.98	2.00	8
	Getting involved or initiating change in community, state, or national politics	12.0%	23.3%	27.1%	37.6%	1.90	2.00	7
	Developing the ability to understand and use science, and scientific principles and methods	12.9%	34.8%	30.3%	22.0%	1.61	2.00	8
	Making more money	14.2%	30.6%	35.8%	19.4%	1.60	2.00	6
	Developing computer skills	19.5%	36.1%	30.1%	14.3%	1.39	1.00	7
	Developing the ability to understand and use mathematics, statistics, or quantitative reasoning	18.0%	39.8%	28.6%	13.5%	1.38	1.00	7
	Meeting the expectations of friends and family	25.6%	32.3%	27.8%	14.3%	1.31	1.00	7
	Starting or improving a business	36.8%	30.8%	19.5%	12.8%	1.08	1.00	7

Note: The mini-charts above are provided to illustrate how responses are distributed among the choices: "Not Important," "Slightly Important," "Important," and "Very Important." The Y-axes of all charts on this page are set at a maximum of 85% to increase the visibility of smaller percentages.