


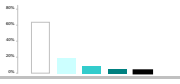
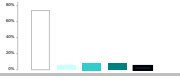


The Evergreen State College
 Evergreen Student Experience Survey 2008
 Responses of First-Time, First-Year Students

Evergreen's Contribution to Computer-related Skills

Students were asked to answer questions about the extent to which Evergreen has contributed to their growth in a series of computer-related skills. This series of questions was designed to assist in understanding the range of computer technology activities and skills that Evergreen students are exposed to in the curriculum. Students are not expected to have worked in every skill area.

The series of questions below are sorted from highest to lowest mean response. Studying or doing research via the Internet or other online sources received the highest mean response (2.28) and had a median response of 2.00, indicating Evergreen had contributed "Some" to respondents' growth in this area. Writing a paper for class using a computer and giving a presentation using a computer also had a median response of 2.00 or "Some." All other items had median responses corresponding to "Not At All" or "Very Little" (0.00 and 1.00, respectively).

To what extent have your Evergreen experiences contributed to your growth in each of the following computer-related skills? (N=140) <i>Items sorted by highest to lowest mean (average) response</i>		Not at All (0)	Very Little (1)	Some (2)	Quite a bit (3)	A lot (4)	Mean	Median	Skipped question (N)
	Studying or doing research via the Internet or other online sources	9.7%	15.7%	29.1%	27.6%	17.9%	2.28	2.00	6
	Writing a paper for class using a computer (e.g. using Word)	22.4%	15.7%	30.6%	19.4%	11.9%	1.83	2.00	6
	Giving a presentation using a computer (e.g. using PowerPoint to prepare and give a presentation)	37.3%	20.1%	23.1%	11.2%	8.2%	1.33	1.00	6
	Solving mathematical or statistics problems using a computer	52.3%	17.4%	15.2%	9.8%	5.3%	0.98	0.00	8
	Creating/using databases or spreadsheets (e.g. using Access or Excel)	59.4%	14.3%	13.5%	7.5%	5.3%	0.85	0.00	7
	Using the computer for artistic expression (e.g. music, other audio, still images, animation, video, etc.)	57.1%	18.8%	11.3%	8.3%	4.5%	0.84	0.00	7

To what extent have your Evergreen experiences contributed to your growth in each of the following computer-related skills? (N=140) <i>Items sorted by highest to lowest mean (average) response</i>		Not at All (0)	Very Little (1)	Some (2)	Quite a bit (3)	A lot (4)	Mean	Median	Skipped question (N)
	Using a computer for scientific analysis or lab work	68.9%	12.1%	6.8%	9.1%	3.0%	0.65	0.00	8
	Preparing a newsletter, brochure, or poster	63.9%	18.8%	9.0%	5.3%	3.0%	0.65	0.00	7
	Computer programming	74.2%	5.3%	8.3%	7.6%	4.5%	0.63	0.00	8
	Developing/maintaining a web site	82.6%	4.5%	6.1%	5.3%	1.5%	0.39	0.00	8
	Using Geographic Information Systems (GIS) or GPS	82.7%	8.3%	5.3%	2.3%	1.5%	0.32	0.00	7

Note: The mini-charts above are provided to illustrate how the responses are distributed among the choices: "Not at All," "Very Little," "Some," "Quite a Bit," and "A Lot." The Y-axes of all charts on this page are set to a maximum of 85% to increase the visibility of smaller percentages.